



Sharp

Body Corpo

Symmetrical linear profile

Profilo lineare simmetrico

Fastening Fissaggio	Caps + Steel clips Caps + Magnets Heads with screws	Tappi + Clip in acciaio Tappi + Magneti Testatine con viti
Screen Schermo	Transparent TR5 (Screening 5%) Opal OP20 (Screening 20%) Opal OP50 (Screening 50%)	Trasparente TR5 (Schermatura 5%) Opale OP20 (Scherm. 20%) Opale OP50 (Scherm. 50%)
Wiring set Cavo alimentazione	2000 mm • 78,74 "	2000 mm
Custom size Lunghezza ordinabile	Up to 3000 mm • 118,10 "	Fino a 3000 mm
Finishing Finitura	● Grey anodized	● Anodica grigia

Listings and marks

Certificazioni e marchi



LED
LED



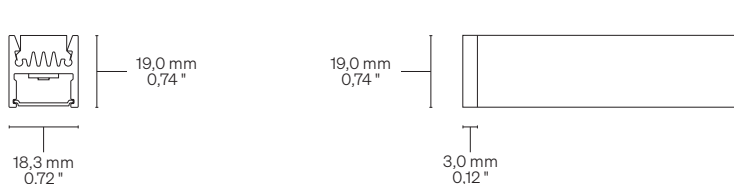
Light Luce

Light source Sorgente luminosa	144 LED/m • 44 LED/ft	168 LED/m • 52 LED/ft	182 LED/m • 56 LED/ft	TW - 252 LED/m • 77 LED/ft Tunable White
Power consumption Consumo energia	10,0 W/m • 3,1 W/ft	15,0 W/m • 4,6 W/ft	20,0 W/m • 6,1 W/ft	20,0 W/m • 6,1 W/ft
CCT K	● 2700 K ● 3000 K ● 3500 K ● 4000 K ● 5000 K	● 2700 K ● 3000 K ● 3500 K ● 4000 K ● 5000 K	● 2700 K ● 3000 K ● 3500 K ● 4000 K ● 5000 K	● 2200 - 5700 K
Mixing on demand Miscelazione su richiesta				
CRI R9 Rf @ 3000 K Rg @ 3000 K MacAdam ellipse	Min 90 Min 50 92 100 3	Min 90 Min 50 92 100 3	Min 90 Min 50 92 100 3	Min 90 Min 50 92 100 3
Luminous flux Flusso luminoso ● 3000 K	↓ OP20 - 90 lm/W 900 lm/m • 275 lm/ft	↓ OP20 - 97 lm/W 1459 lm/m • 445 lm/ft	↓ OP20 - 113 lm/W 2263 lm/m • 699 lm/ft	↓ OP20 - 63 lm/W 1265 lm/m • 385 lm/ft
Input voltage Tensione di ingresso	24 V DC	24 V DC	24 V DC	24 V DC

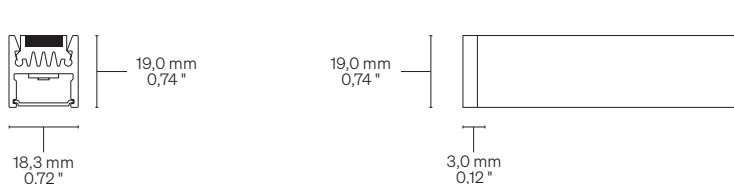
Dimensions Dimensioni

Scale/Scala 1:2

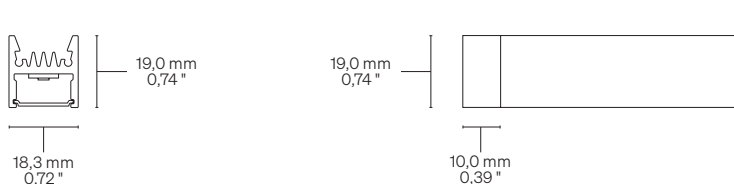
TA Caps + Steel clips Tappi + Clip in acciaio



TAM Caps + Magnets Tappi + Magneti

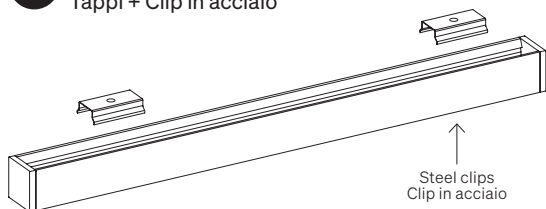


TE Heads with screws Testatine con viti

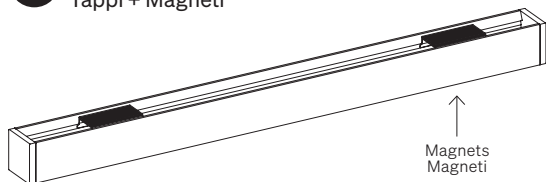


Fastening options Opzioni di fissaggio

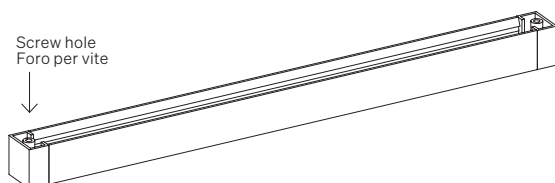
TA Caps + Steel clips Tappi + Clip in acciaio



TAM Caps + Magnets Tappi + Magneti



TE Heads with screws Testatine con viti



Order code Codice ordine

Basic code Codice base	<ul style="list-style-type: none"> 133F144 133 144 LED/m • 44 LED/ft 10,0 W/m • 3,1 W/ft 133F168 133 168 LED/m • 52 LED/ft 15,0 W/m • 4,6 W/ft 133F182 133 182 LED/m • 56 LED/ft 20,0 W/m • 6,1 W/ft 133F252 133 TW 252 LED/m • 77 LED/ft 2200 - 5700 K 20,0 W/m • 6,1 W/ft
CCT K CCT K	<ul style="list-style-type: none"> WW27 2700 K WW30 3000 K NW35 3500 K NW 4000 K CW 5000 K
Fastening options Opzioni di fissaggio	<ul style="list-style-type: none"> TA Caps + Steel clips Tappi + Clip in acciaio TAM Caps + Magnets Tappi + Magneti TE Heads with screws Testatine con viti
Screen Schermo	<ul style="list-style-type: none"> TR5 Transparent/Trasparente 5 OP20 Opal/Opale 20 OP50 Opal/Opale 50
Custom size Lunghezza ordinabile	-- Specify the size Specificare la misura

Order example Esempio ordine

133F144 WW27 TA TR5 • 0,32
133, 144 LED/m • 44 LED/ft
10,0 W/m • 3,1 W/ft, Warm White 2700,
Caps + Steel clips, Transparent 5 • 0,32 m

133, 144 LED/m, 10,0 W/m,
Warm White 2700, Tappi + Clip in acciaio,
Trasparente 5 • 0,32 m