


Area 36



Body Corpo

Self-dissipating LED circuit

Circuito LED autodissipante

Wiring set

Cavo alimentazione

2000 mm • 78,74 "

2000 mm

Listings and marks

Certificazioni e marchi



LED

LED



Light Luce

Light source

Sorgente luminosa

36 LED

Power consumption

Consumo energia

5,2 W

CCT K

● 2700 K
● 3000 K
● 3500 K
● 4000 K
● 5000 K
● 5700 K

CRI

Min 90

R9

Min 50

R_f @ 3000 K

92

R_g @ 3000 K

100

MacAdam ellipse

3

Luminous flux

Flusso luminoso

● 3000 K

612 lm

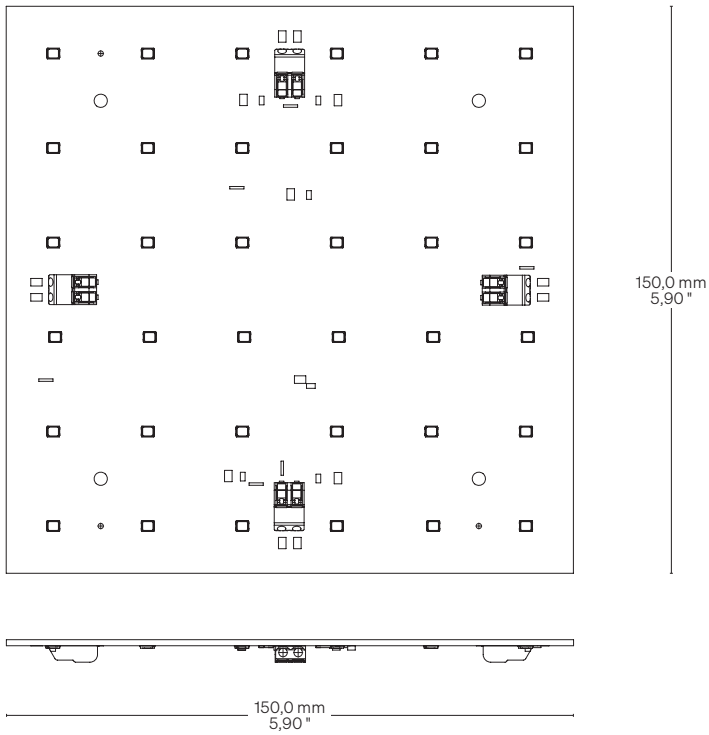
Input voltage

Tensione di ingresso

24 V DC

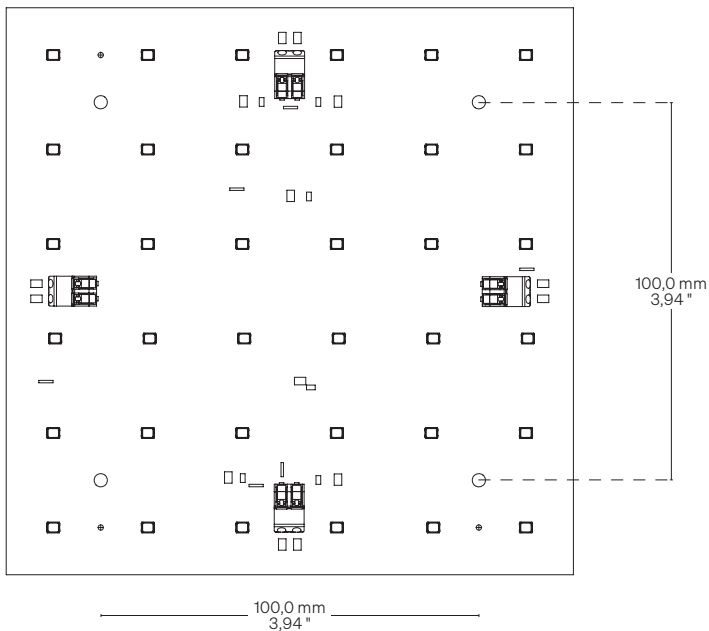
Dimensions Dimensioni

Scale/Scala 1:2



Fastening options Opzioni di fissaggio

Hole size for fixing: $\varnothing 3,0 \text{ mm} \bullet \varnothing 0,12 \text{ ''}$
 Diametro foro per fissaggio: $\varnothing 3,0 \text{ mm}$



Order code Codice ordine

Basic code Codice base	• A36	Area 36
CCT K CCT K	• WW27	• 2700 K
	WW30	• 3000 K
	NW35	• 3500 K
	NW	• 4000 K
	CW	• 5000 K
	CW57	• 5700 K

Order example Esempio ordine	• A36 WW27
	Area 36, Warm White 2700
	Area 36, Warm White 2700