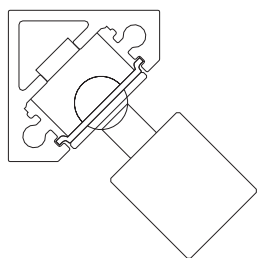


Tokio Blues, Tokio Blues 144

Dimensions Dimensioni

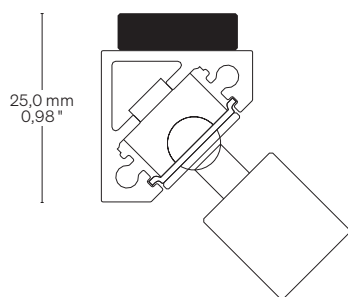
Scale/Scala 1:1



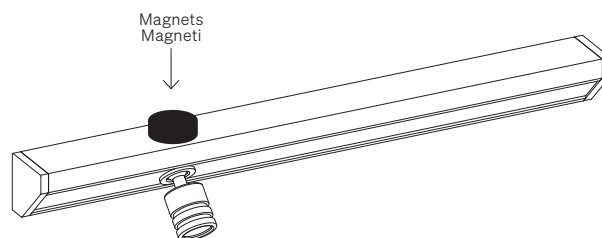
32,88 × 32,88 mm
1,29 × 1,29 "

Fastening options Opzioni di fissaggio

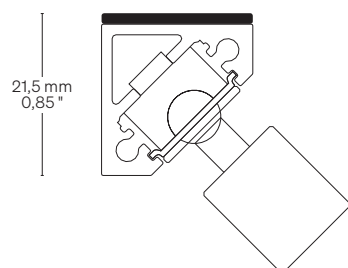
TAM Caps + Magnets
Tappi + Magneti



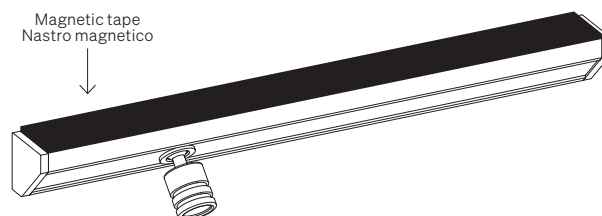
TAM Caps + Magnets
Tappi + Magneti



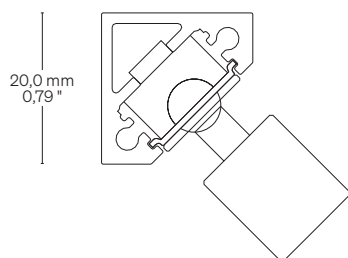
TAN Caps + Magnetic tape
Tappi + Nastro magnetico



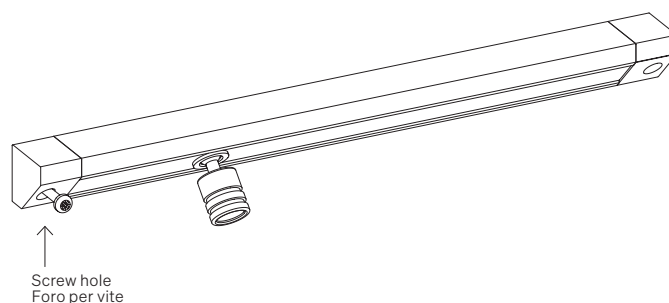
TAN Caps + Magnetic tape
Tappi + Nastro magnetico



TE Heads with screws
Testatine con viti



TE Heads with screws
Testatine con viti

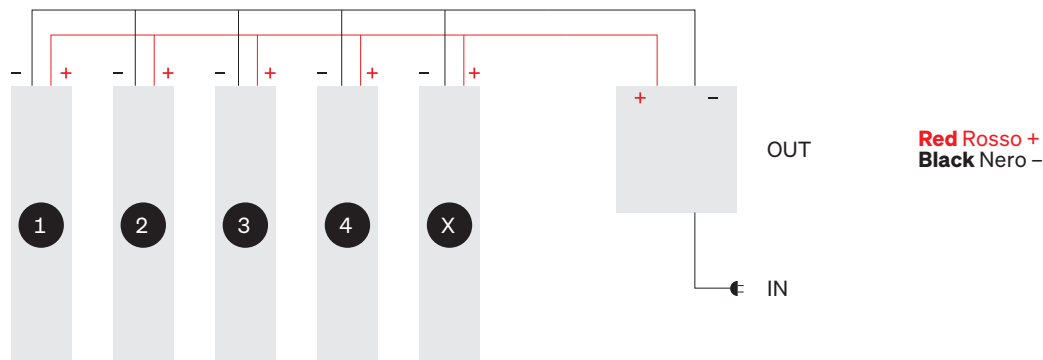


Tokio Blues, Tokio Blues 144

Connection diagram Cablaggio

- Each item must be connected in parallel to power supply output.
- Use only with power unit 24 VDC.

- Ogni elemento deve essere connesso in parallelo all'uscita dell'alimentatore.
- Utilizzare solo con l'unità di alimentazione 24 VDC.



WARNING: The mounting means provided with this luminaire has not been evaluated for reliability. If installed where failure of the mounting means could cause injury to persons or damage to property below, supplemental means of securement should be considered.

ATTENZIONE: L'affidabilità dei sistemi di fissaggio forniti con questo apparecchio non è stata valutata. In caso di installazione in cui il malfunzionamento dei sistemi di montaggio potrebbe causare lesioni alle persone o danni alle cose sottostanti, è necessario prendere in considerazione sistemi di fissaggio supplementari.