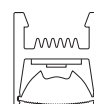
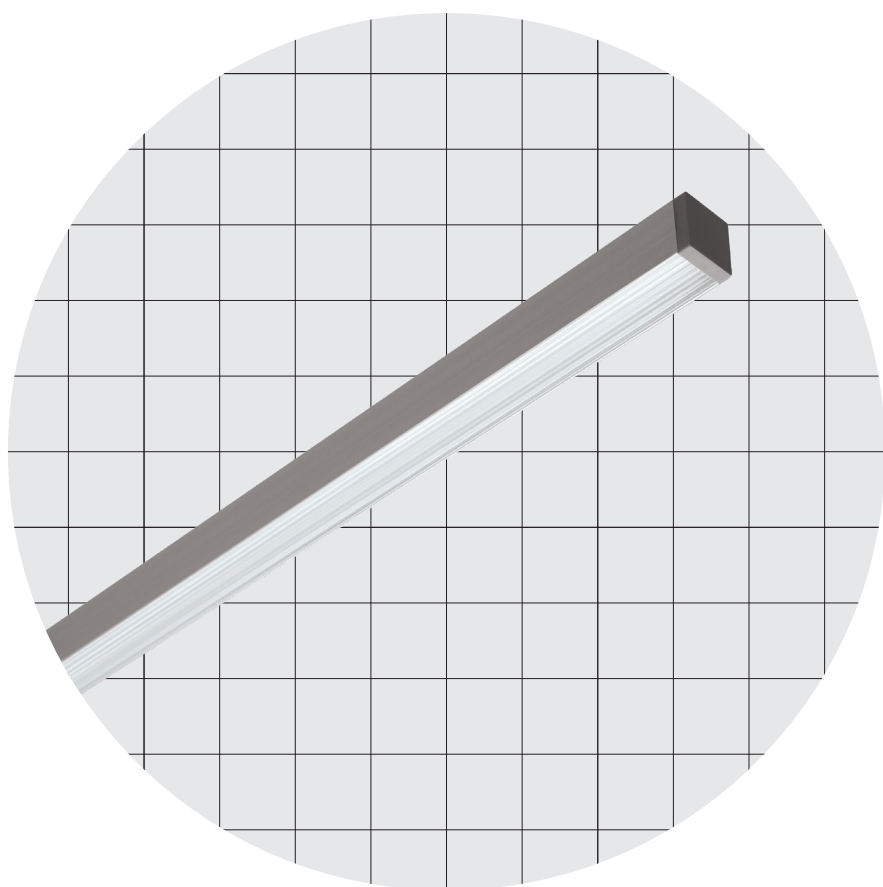



# 133 Mini Lens

**144 LED/m • 44 LED/ft**  
10,0 W/m • 3,1 W/ft  
**168 LED/m • 52 LED/ft**  
15,0 W/m • 4,6 W/ft



**11,3 × 12,6 mm**  
**0,44 × 0,50 "**

# 133 Mini Lens



L30

L70

## Body Corpo

### Symmetrical linear profile

Profilo lineare simmetrico

<b>Fastening</b> Fissaggio	Caps + Plastic clips	Tappi + Clip in plastica
	Caps + Magnets	Tappi + Magneti
	Heads with screws	Testatine con viti

<b>Linear optics</b> Ottiche lineari	L30 - 30°	L30 - 30°
	L70 - 70°	L70 - 70°

<b>Wiring set</b> Cavo alimentazione	2000 mm • 78,74 "	2000 mm
---	-------------------	---------

<b>Custom size</b> Lunghezza ordinabile	Up to 3000 mm • 118,10 "	Fino a 3000 mm
--	--------------------------	----------------

<b>Finishing</b> Finitura	● Grey anodized	● Anodica grigia
------------------------------	-----------------	------------------

### Listings and marks

Certificazioni e marchi



### LED

LED



## Light Luce

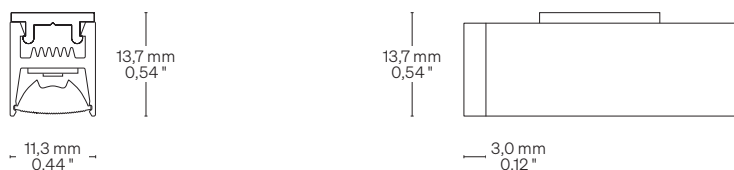
<b>Light source</b> Sorgente luminosa	144 LED/m • 44 LED/ft	168 LED/m • 52 LED/ft
<b>Power consumption</b> Consumo energia	10,0 W/m • 3,1 W/ft	15,0 W/m • 4,6 W/ft
<b>CCT K</b>	● 2700 K ● 3000 K ● 3500 K ● 4000 K ● 5000 K	● 2700 K ● 3000 K ● 3500 K ● 4000 K ● 5000 K
Mixing on demand Miscelazione su richiesta		
<b>CRI</b>	Min 90	Min 90
<b>R9</b>	Min 50	Min 50
<b>Rf @ 3000 K</b>	92	92
<b>Rg @ 3000 K</b>	100	100
<b>MacAdam ellipse</b>	3	3
<b>Luminous flux (Strip LED)</b> Flusso luminoso (Strip LED) ● 3000 K	1300 lm/m • 396 lm/ft	2115 lm/m • 645 lm/ft
<b>Input voltage</b> Tensione di ingresso	24 V DC	24 V DC

# 133 Mini Lens

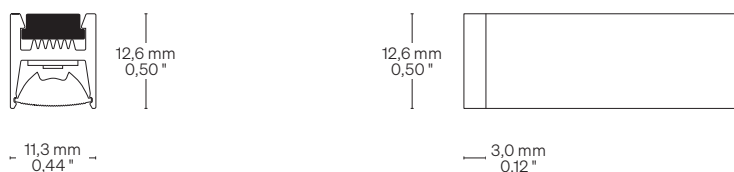
## Dimensions Dimensioni

Scale/Scala 1:1

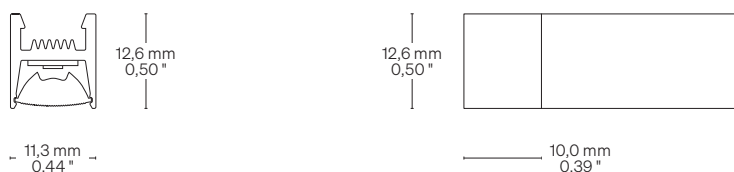
**TA** Caps + Plastic clips  
Tappi + Clip in plastica



**TAM** Caps + Magnets  
Tappi + Magneti

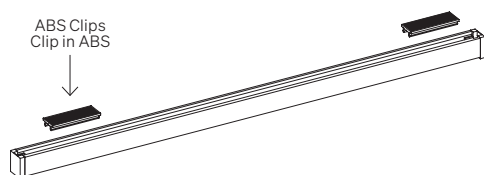


**TE** Heads with screws  
Testatine con viti




## Fastening options Opzioni di fissaggio

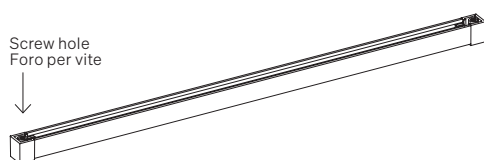
**TA** Caps + Plastic clips  
Tappi + Clip in plastica



**TAM** Caps + Magnets  
Tappi + Magneti



**TE** Heads with screws  
Testatine con viti



## Order code Codice ordine

<b>Basic code</b> Codice base	<ul style="list-style-type: none"> <li><b>133SF144</b> 133 Mini 144 LED/m • 44 LED/ft 10,0 W/m • 3,1 W/ft</li> <li><b>133SF168</b> 133 Mini 168 LED/m • 52 LED/ft 15,0 W/m • 4,6 W/ft</li> </ul>
<b>CCT K</b> CCT K	<ul style="list-style-type: none"> <li><b>WW27</b> 2700 K</li> <li><b>WW30</b> 3000 K</li> <li><b>NW35</b> 3500 K</li> <li><b>NW</b> 4000 K</li> <li><b>CW</b> 5000 K</li> </ul>
<b>Fastening options</b> Opzioni di fissaggio	<ul style="list-style-type: none"> <li><b>TA</b> Caps + Plastic clips Tappi + Clip in plastica</li> <li><b>TAM</b> Caps + Magnets Tappi + Magneti</li> <li><b>TE</b> Heads with screws Testatine con viti</li> <li><b>TCA</b> Caps + Adjustable system Tappi + Sist. orientabile</li> </ul>
<b>Linear optics</b> Optica lineare	<ul style="list-style-type: none"> <li><b>L30</b> 30°</li> <li><b>L70</b> 70°</li> </ul>
<b>Custom size</b> Lunghezza ordinabile	<ul style="list-style-type: none"> <li>-- Specify the size Specificare la misura</li> </ul>

**Order example**  
Esempio ordine

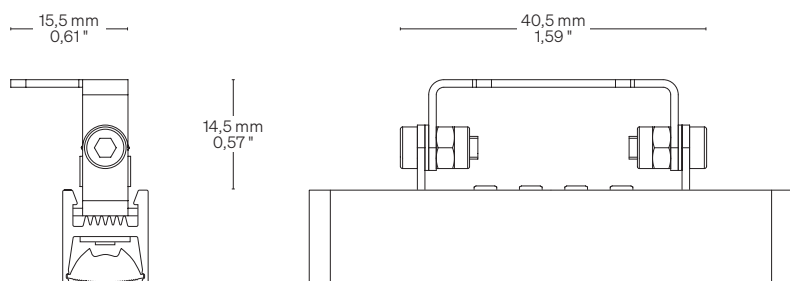
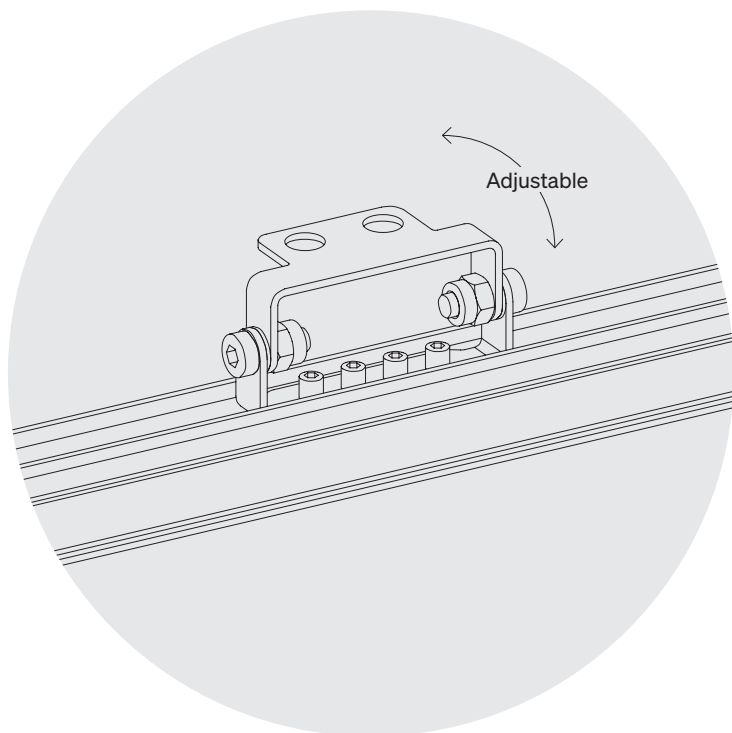
**133SF144 WW27 TA L30 • 0,32**  
133 Mini, 144 LED/m • 44 LED/ft  
10,0 W/m • 3,1 W/ft,  
Warm White 2700, Caps + Plastic clips,  
Linear optic 30° • 0,32 m  
  
133 Mini, 144 LED/m, 10,0 W/m,  
Warm White 2700, Tappi + Clip in plastica,  
Optica lineare 30° • 0,32 m

# 133 Mini Lens

## Accessories Accessori

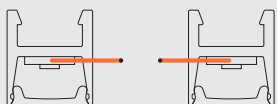
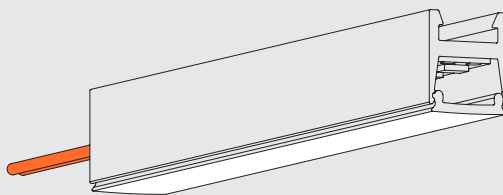
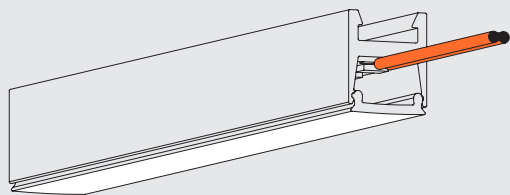
**TCA** Caps + Adjustable system  
Tappi + Sistema orientabile

Write to us for details: [info@formulaluci.com](mailto:info@formulaluci.com)  
Scrivici per i dettagli: [info@formulaluci.com](mailto:info@formulaluci.com)



# Cable outlet Uscita cavi

Right side same to left side Lato destro e sinistro uguali



## Warnings Avvertenze

The installation of the product, must be done as illustrated in the catalogue or inside the technical data-sheet that can be asked to the manufacturer.

An installation performed differently from the one indicated may compromise the durability and characteristics of the product itself.

An installation performed differently from the one indicated may compromise the durability and characteristics of the product.

Unsuitable cross-section / length of the cable can negatively affect the lighting power of the product. If Power supplies, even those with a plastic case, are located in spaces that are too small for their dimensions; they will be subjected to dissipation problems that will compromise their functionality. Silicones or resins subjected to temperature changes and used near the product, if not in accordance with the specifications issued by the manufacturer, they can seriously damage the LED component. The products can not be modified without any authorization by the manufacturer.

L'installazione del prodotto, dovrà eseguirsi come illustrato nel catalogo o nella documentazione tecnica richiedibile al produttore. Un'installazione eseguita diversamente da quella indicata, può compromettere la durata e le caratteristiche del prodotto.

Prima dell'installazione verificare la corretta sezione del cavo collegato tra LED e alimentatore.

Sezione / lunghezza del cavo non congrui, possono alterare in negativo la luminosità del prodotto. Gli alimentatori, anche quelli con contenitore plastico, inseriti in spazi troppo piccoli, saranno soggetti a problemi di dissipazione che comprometteranno la loro funzionalità. Siliconi o resine soggetti a sbalzi di temperature e utilizzati in prossimità del prodotto, se non conformi alle specifiche rilasciate dal produttore possono danneggiare gravemente il componente LED. I prodotti non possono essere modificati senza autorizzazione da parte del produttore.