

133 Mini

144 LED/m • 44 LED/ft

10,0 W/m • 3,1 W/ft

168 LED/m • 52 LED/ft

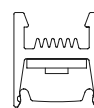
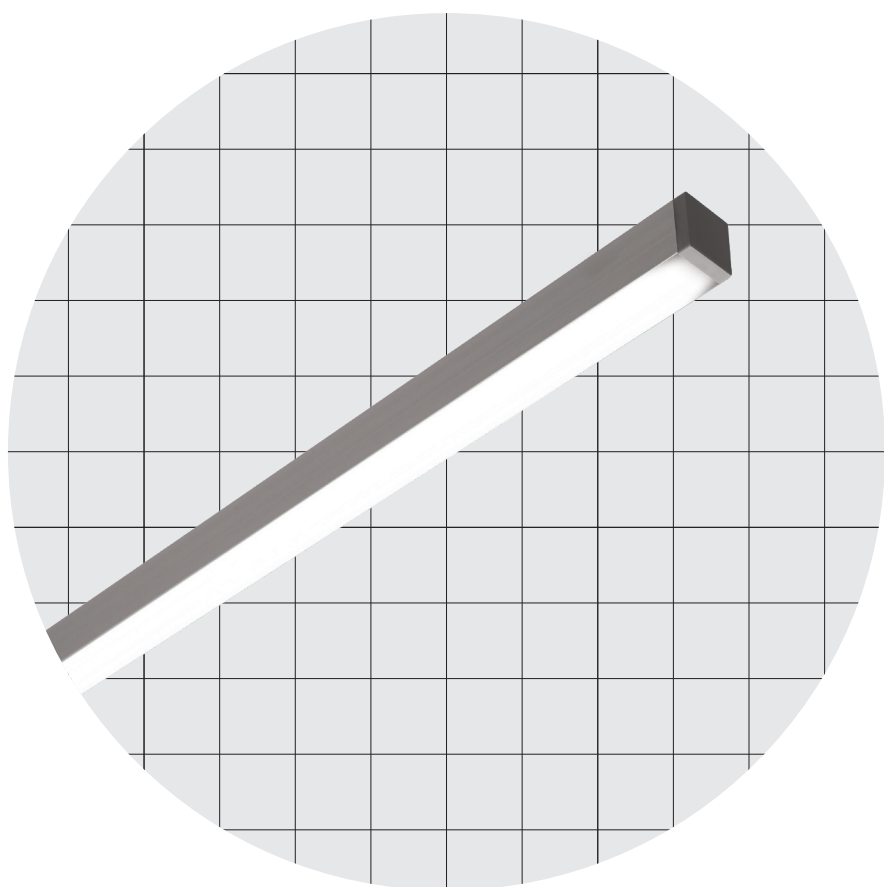
15,0 W/m • 4,6 W/ft

182 LED/m • 56 LED/ft

20,0 W/m • 6,1 W/ft

TW - 252 LED/m • 77 LED/ft Tunable White


20,0 W/m • 6,1 W/ft



11,3 × 13,1 mm

0,44 × 0,52 "

133 Mini



Sharp

Body Corpo

Symmetrical linear profile

Profilo lineare simmetrico

Fastening Fissaggio	Caps + Plastic clips Caps + Magnets Heads with screws Caps + Adjustable system	Tappi + Clip in plastica Tappi + Magneti Testatine con viti Tappi + Sistema orientabile
Screen Schermo	Opal OP30 (Screening 30%)	Opale OP30 (Scherm. 30%)
Wiring set Cavo alimentazione	2000 mm • 78,74 "	2000 mm
Custom size Lunghezza ordinabile	Up to 3000 mm • 118,10 "	Fino a 3000 mm
Finishing Finitura	● Grey anodized	● Anodica grigia

Listings and marks

Certificazioni e marchi



LED
LED



Light Luce

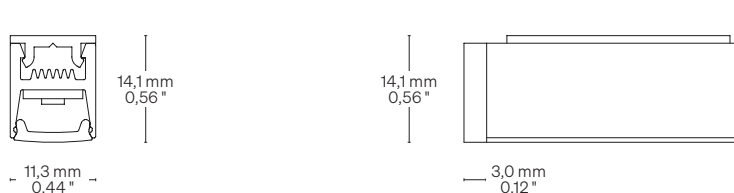
Light source Sorgente luminosa	144 LED/m • 44 LED/ft	168 LED/m • 52 LED/ft	182 LED/m • 56 LED/ft	TW - 252 LED/m • 77 LED/ft Tunable White
Power consumption Consumo energia	10,0 W/m • 3,1 W/ft	15,0 W/m • 4,6 W/ft	20,0 W/m • 6,1 W/ft	20,0 W/m • 6,1 W/ft
CCT K	● 2700 K ● 3000 K ● 3500 K ● 4000 K ● 5000 K	● 2700 K ● 3000 K ● 3500 K ● 4000 K ● 5000 K	● 2700 K ● 3000 K ● 3500 K ● 4000 K ● 5000 K	● 2200 - 5700 K
Mixing on demand Miscelazione su richiesta				
CRI R9 Rf @ 3000 K Rg @ 3000 K MacAdam ellipse	Min 90 Min 50 92 100 3	Min 90 Min 50 92 100 3	Min 90 Min 50 92 100 3	Min 90 Min 50 92 100 3
Luminous flux Flusso luminoso ● 3000 K	↓ OP30 - 78 lm/W 783 lm/m • 239 lm/ft	↓ OP30 - 83 lm/W 1270 lm/m • 387 lm/ft	↓ OP30 - 98 lm/W 1968 lm/m • 600 lm/ft	↓ OP30 - 55 lm/W 1100 lm/m • 335 lm/ft
Input voltage Tensione di ingresso	24 V DC	24 V DC	24 V DC	24 V DC

133 Mini

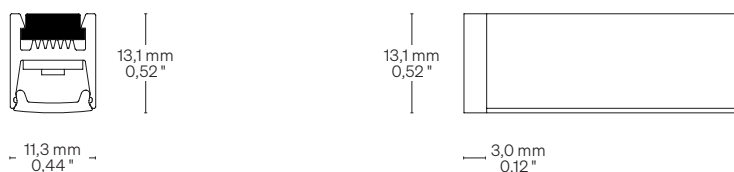
Dimensions Dimensioni

Scale/Scala 1:1

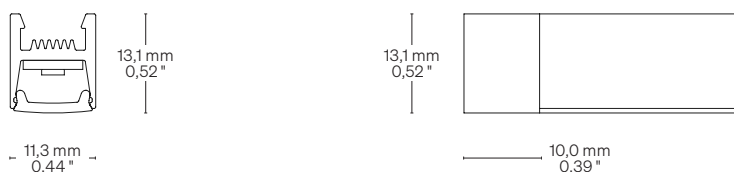
TA Caps + Plastic Clips Tappi + Clip in plastica



TAM Caps + Magnets Tappi + Magneti

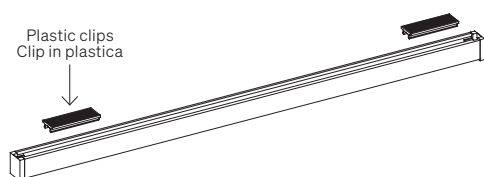


TE Heads with screws Testatine con viti




Fastening options Opzioni di fissaggio

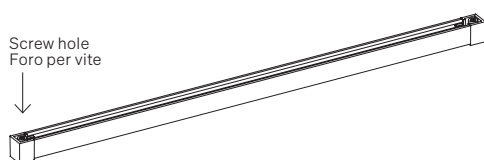
TA Caps + Plastic Clips Tappi + Clip in plastica



TAM Caps + Magnets Tappi + Magneti



TE Heads with screws Testatine con viti



Order code Codice ordine

Basic code Codice base	<ul style="list-style-type: none"> 133SF144 133 Mini 144 LED/m • 44 LED/ft 10,0 W/m • 3,1 W/ft 133SF168 133 Mini 168 LED/m • 52 LED/ft 15,0 W/m • 4,6 W/ft 133SF182 133 Mini 182 LED/m • 56 LED/ft 20,0 W/m • 6,1 W/ft 133SF252 133 Mini TW 252 LED/m • 77 LED/ft ● 2200 - 5700 K 20,0 W/m • 6,1 W/ft
CCT K CCT K	<ul style="list-style-type: none"> WW27 ● 2700 K WW30 ● 3000 K NW35 ● 3500 K NW ● 4000 K CW ● 5000 K
Fastening options Opzioni di fissaggio	<ul style="list-style-type: none"> TA Caps + Plastic clips Tappi + Clip in plastica TAM Caps + Magnets Tappi + Magneti TE Heads with screws Testatine con viti TCA Caps + Adjustable system Tappi + Sist. orientabile
Screen Schermo	<ul style="list-style-type: none"> OP30 Opal/Opale 30
Custom size Lunghezza ordinabile	<ul style="list-style-type: none"> -- Specify the size Specificare la misura

Order example Esempio ordine

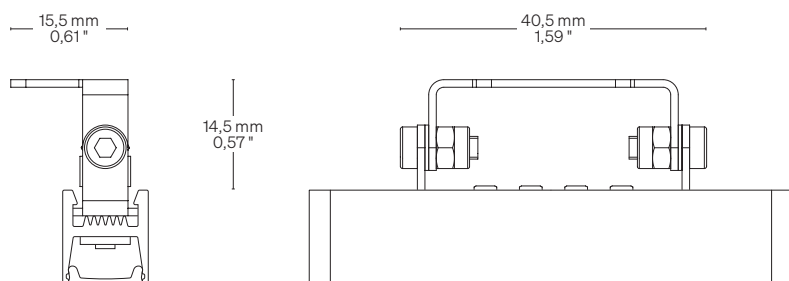
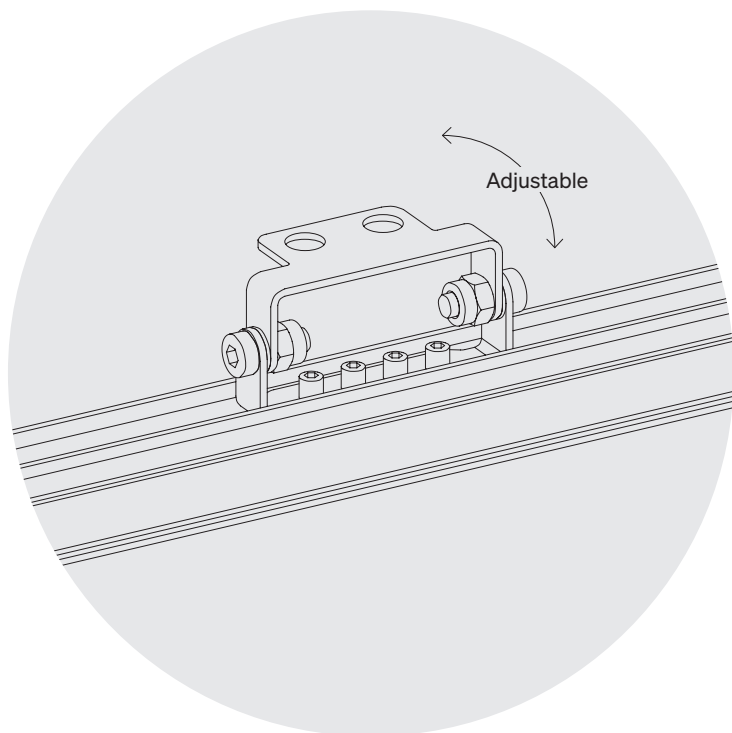
- 133SF144 WW27 TA OP30 • 0,32**
133 Mini, 144 LED/m • 44 LED/ft
10,0 W/m • 3,1 W/ft, Warm White 2700,
Caps + Plastic clips, Opal 30 screen • 0,32 m
- 133 Mini, 144 LED/m, 10,0 W/m,
Warm White 2700, Tappi + Clip in plastica,
Schermo opale 30 • 0,32 m

133 Mini

New fastening option Nuova opzione di fissaggio

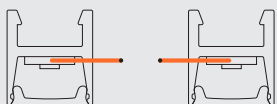
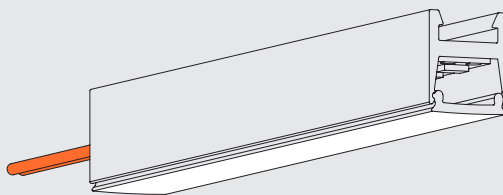
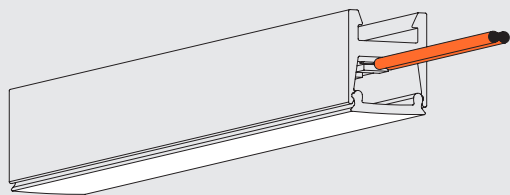
TCA Caps + Adjustable system
Tappi + Sistema orientabile

Write to us for details: info@formulaluci.com
Scrivici per i dettagli: info@formulaluci.com



Cable outlet Uscita cavi

Right side same to left side Lato destro e sinistro uguali



Warnings Avvertenze

The installation of the product, must be done as illustrated in the catalogue or inside the technical data-sheet that can be asked to the manufacturer.

An installation performed differently from the one indicated may compromise the durability and characteristics of the product itself.

An installation performed differently from the one indicated may compromise the durability and characteristics of the product.

Unsuitable cross-section / length of the cable can negatively affect the lighting power of the product. If Power supplies, even those with a plastic case, are located in spaces that are too small for their dimensions; they will be subjected to dissipation problems that will compromise their functionality. Silicones or resins subjected to temperature changes and used near the product, if not in accordance with the specifications issued by the manufacturer, they can seriously damage the LED component. The products can not be modified without any authorization by the manufacturer.

L'installazione del prodotto, dovrà eseguirsi come illustrato nel catalogo o nella documentazione tecnica richiedibile al produttore. Un'installazione eseguita diversamente da quella indicata, può compromettere la durata e le caratteristiche del prodotto.

Prima dell'installazione verificare la corretta sezione del cavo collegato tra LED e alimentatore.

Sezione / lunghezza del cavo non congrui, possono alterare in negativo la luminosità del prodotto. Gli alimentatori, anche quelli con contenitore plastico, inseriti in spazi troppo piccoli, saranno soggetti a problemi di dissipazione che comprometteranno la loro funzionalità. Siliconi o resine soggetti a sbalzi di temperature e utilizzati in prossimità del prodotto, se non conformi alle specifiche rilasciate dal produttore possono danneggiare gravemente il componente LED. I prodotti non possono essere modificati senza autorizzazione da parte del produttore.