

# 133 Mini

**144 LED/m • 44 LED/ft**

10,0 W/m • 3,1 W/ft

**168 LED/m • 52 LED/ft**

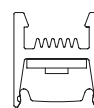
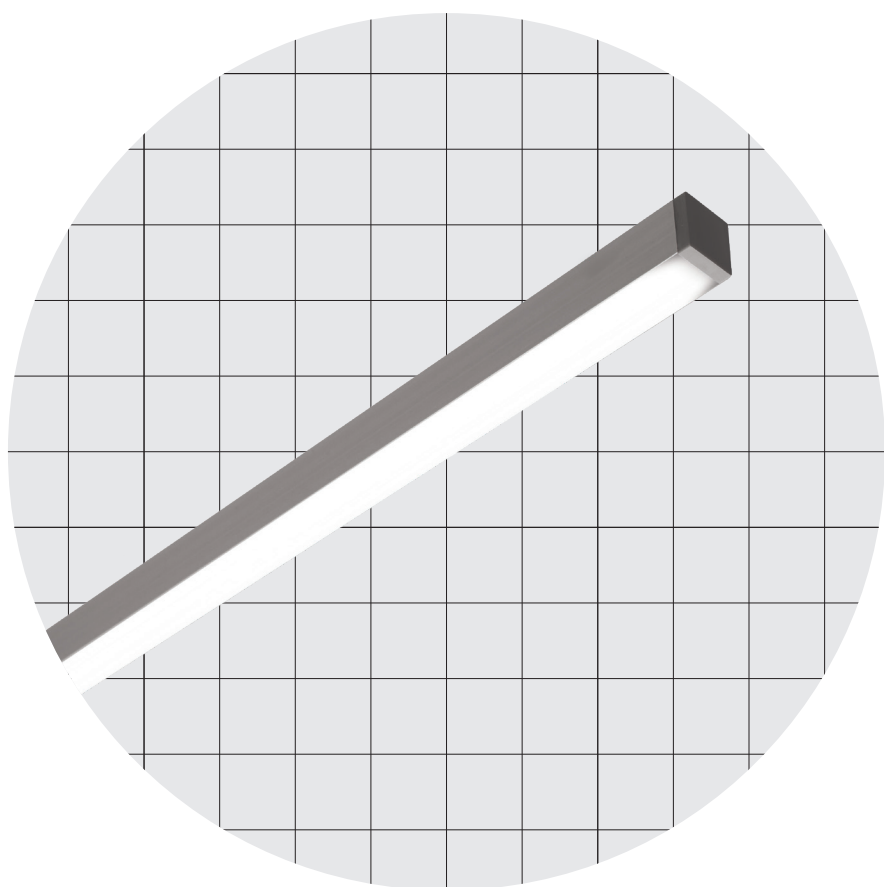
15,0 W/m • 4,6 W/ft

**182 LED/m • 55 LED/ft**

20,0 W/m • 6,1 W/ft

**TW - 252 LED/m • 77 LED/ft Tunable White**


20,0 W/m • 6,1 W/ft



**11,3 × 13,1 mm**

**0,44 × 0,52 "**

# 133 Mini



Sharp

## Body Corpo

### Symmetrical linear profile

Profilo lineare simmetrico

<b>Fastening</b> Fissaggio	Caps + Plastic clips Caps + Magnets Heads with screws Caps + Adjustable brackets	Tappi + Clip in plastica Tappi + Magneti Testatine con viti Tappi + Staffe orientabili
<b>Screen</b> Schermo	Opal OP30 (Screening 30%)	Opale OP30 (Scherm. 30%)
<b>Wiring set</b> Cavo alimentazione	2000 mm • 78,74 "	2000 mm
<b>Custom size</b> Lunghezza ordinabile	Up to 3000 mm • 118,10 "	Fino a 3000 mm
<b>Finishing</b> Finitura	<ul style="list-style-type: none"> <li>● Grey anodized (Standard)</li> <li>→ On request other finishes</li> <li>● Anodica grigia (Standard)</li> <li>→ Su richiesta altre finiture</li> </ul>	

### Listings and marks

Certificazioni e marchi



### Where we produce

Dove produciamo

Made in Italy

### LED (See page CRI)

LED (Vedi pagina CRI)



## Light Luce

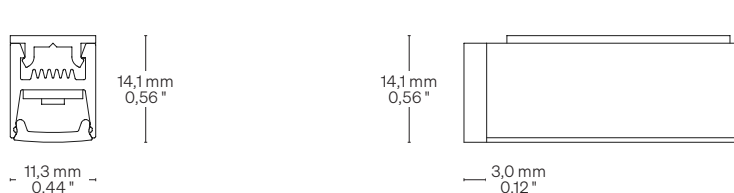
<b>Light source</b> Sorgente luminosa	144 LED/m • 44 LED/ft	168 LED/m • 52 LED/ft	182 LED/m • 55 LED/ft	TW - 252 LED/m • 77 LED/ft Tunable White
<b>Power consumption</b> Consumo energia	10,0 W/m • 3,1 W/ft	15,0 W/m • 4,6 W/ft	20,0 W/m • 6,1 W/ft	20,0 W/m • 6,1 W/ft
<b>CCT K</b>	<ul style="list-style-type: none"> <li>● 2700 K</li> <li>● 3000 K</li> <li>● 3500 K</li> <li>● 4000 K</li> <li>● 5000 K</li> </ul>	<ul style="list-style-type: none"> <li>● 2700 K</li> <li>● 3000 K</li> <li>● 3500 K</li> <li>● 4000 K</li> <li>● 5000 K</li> </ul>	<ul style="list-style-type: none"> <li>● 2700 K</li> <li>● 3000 K</li> <li>● 3500 K</li> <li>● 4000 K</li> <li>● 5000 K</li> </ul>	● 2200 - 5700 K
<b>On request/Su richiesta:</b>	<ul style="list-style-type: none"> <li>● Mixing/Miscelazione</li> <li>● 2200 K</li> </ul>			
<b>CRI</b>	Min 90	Min 90	Min 90	Min 90
<b>R9</b>	Min 50	Min 50	Min 50	Min 50
<b>Rf @ 3000 K</b>	92	92	92	92
<b>Rg @ 3000 K</b>	100	100	100	100
<b>MacAdam ellipse</b>	3	3	3	3
<b>Delivered lumen output</b> Flusso luminoso emesso	↓ OP30 – 92 lm/W 916 lm/m • 279 lm/ft	↓ OP30 – 99 lm/W 1486 lm/m • 453 lm/ft	↓ OP30 – 108 lm/W 2165 lm/m • 660 lm/ft	↓ OP30 – 55 lm/W 1100 lm/m • 335 lm/ft
● 3000 K				
<b>Input voltage</b> Tensione di ingresso	24 V DC	24 V DC	24 V DC	24 V DC

# 133 Mini

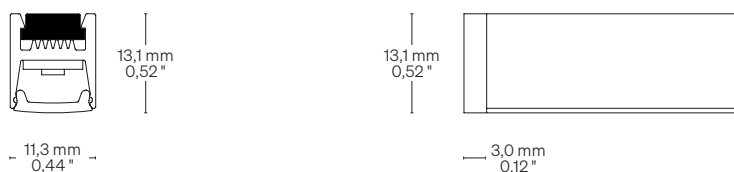
## Dimensions Dimensioni

Scale/Scala 1:1

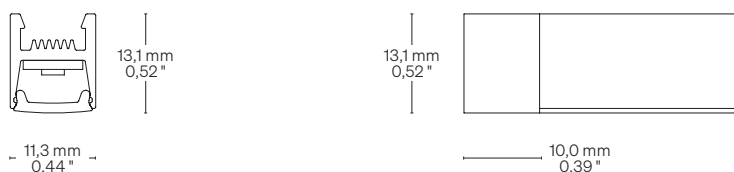
### TA Caps + Plastic Clips Tappi + Clip in plastica



### TAM Caps + Magnets Tappi + Magneti

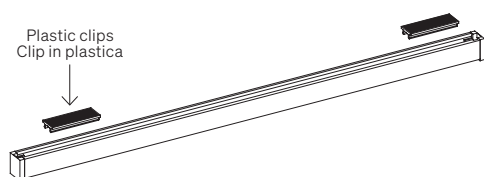


### TE Heads with screws Testatine con viti




## Fastening options Opzioni di fissaggio

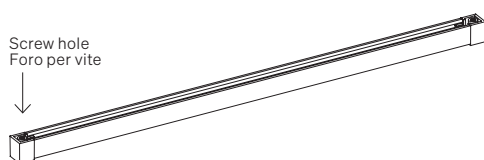
### TA Caps + Plastic Clips Tappi + Clip in plastica



### TAM Caps + Magnets Tappi + Magneti



### TE Heads with screws Testatine con viti



## Order code Codice ordine

<b>Basic code</b> Codice base	<ul style="list-style-type: none"> <li><b>133SF144</b> 133 Mini 144 LED/m • 44 LED/ft 10,0 W/m • 3,1 W/ft</li> <li><b>133SF168</b> 133 Mini 168 LED/m • 52 LED/ft 15,0 W/m • 4,6 W/ft</li> <li><b>133SF182</b> 133 Mini 182 LED/m • 55 LED/ft 20,0 W/m • 6,1 W/ft</li> <li><b>133SF252</b> 133 Mini TW 252 LED/m • 77 LED/ft ● 2200 - 5700 K 20,0 W/m • 6,1 W/ft</li> </ul>
<b>CCT K</b> CCT K	<ul style="list-style-type: none"> <li><b>WW27</b> ● 2700 K</li> <li><b>WW30</b> ● 3000 K</li> <li><b>NW35</b> ● 3500 K</li> <li><b>NW</b> ● 4000 K</li> <li><b>CW</b> ● 5000 K</li> </ul>
<b>Fastening options</b> Opzioni di fissaggio	<ul style="list-style-type: none"> <li><b>TA</b> Caps + Plastic clips Tappi + Clip in plastica</li> <li><b>TAM</b> Caps + Magnets Tappi + Magneti</li> <li><b>TE</b> Heads with screws Testatine con viti</li> <li><b>TCA</b> Caps + Adjustable brackets Tappi + Staffe orientabili</li> </ul>
<b>Screen</b> Schermo	<ul style="list-style-type: none"> <li><b>OP30</b> Opal/Opale 30</li> </ul>
<b>Ordering length</b> Lunghezza ordinabile	<ul style="list-style-type: none"> <li>-- → Specify the custom size or visit <a href="http://formulaluci.com">formulaluci.com</a>, for standard length. → Specificare la misura custom oppure visitare il sito <a href="http://formulaluci.com">formulaluci.com</a>, per le lunghezze standard.</li> </ul>

## Order example Esempio ordine

**133SF144 WW27 TA OP30 • 0,32**

133 Mini, 144 LED/m • 44 LED/ft  
10,0 W/m • 3,1 W/ft, Warm White 2700,  
Caps + Plastic clips, Opal 30 screen • 0,32 m

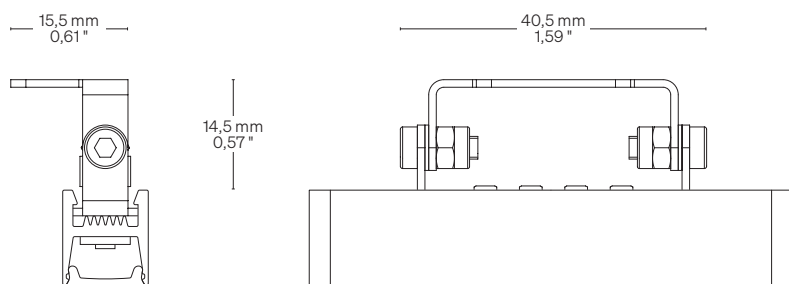
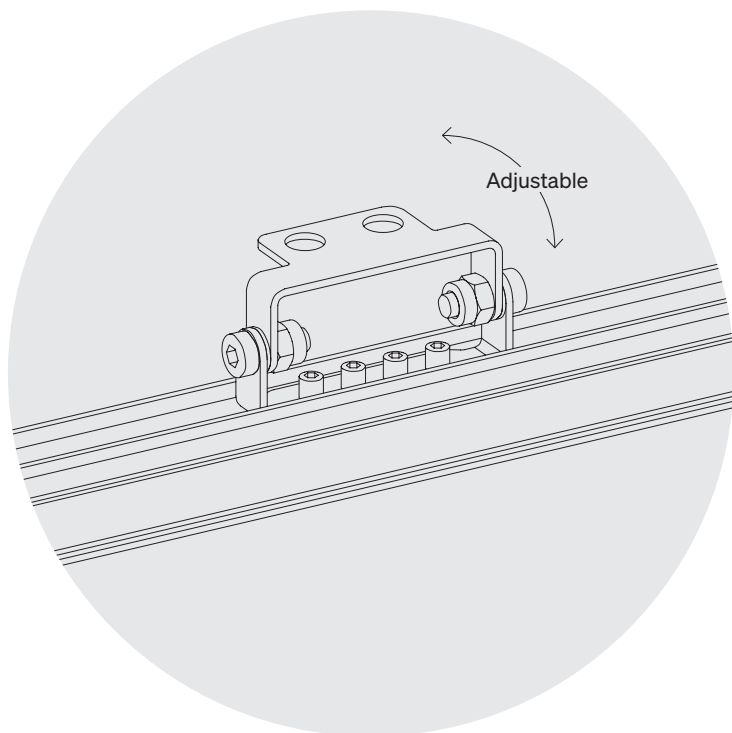
133 Mini, 144 LED/m, 10,0 W/m,  
Warm White 2700, Tappi + Clip in plastica,  
Schermo opale 30 • 0,32 m

# 133 Mini

## New fastening option Nuova opzione di fissaggio

**TCA** Caps + Adjustable brackets  
Tappi + Staffe orientabili

Write to us for details: [info@formulaluci.com](mailto:info@formulaluci.com)  
Scrivici per i dettagli: [info@formulaluci.com](mailto:info@formulaluci.com)



# CRI Typical\* CRI Tipici\*

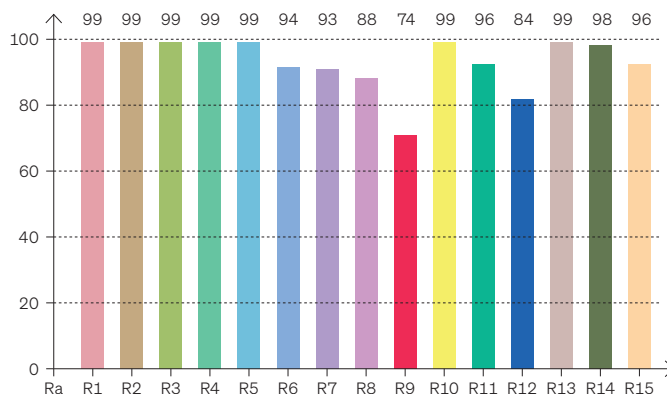


**R9050 - H6 • 3SDCM**

**High Efficacy**

● 3000 K

**CRI: 94,5 (R1-R8)**



\* Values taken from sample measurements

\* Valori presi da misurazioni a campione

**CRI Values Valori CRI**

CCTK: ● 3000 K

CRI	R1	R2	R3	R4	R5	R6	R7	R8	R9	R10	R11	R12	R13	R14	R15
<b>94,4</b>	99	99	99	99	99	94	93	88	74	99	96	84	99	98	96

**Color Parameters Parametri del colore**

Color Temperature	Color Render Index	Red Component	Color Fidelity	Color Gamut	Color Quality Scale	Color Coord. CIE 1931	Color Coord. CIE 1931	Color Coordinate	Color Coordinate	Color Deviation from Black Body
CCT K	CRI	CRI R9	TM30 Rf	TM30 Rg	CQS	X	Y	U	V	$\Delta UV$
3042 K	96,2	74,4	92,2	100,5	92,9	0,441	0,399	0,255	0,347	-0,0009

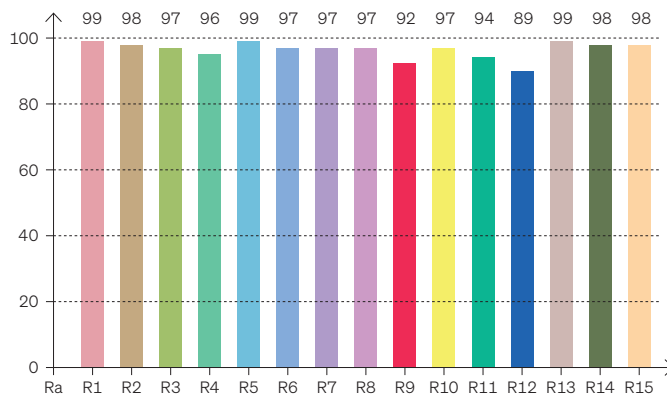


**FULL SPECTRUM • 3SDCM**

**OPTISOLIS™**

● 3000 K

**CRI: 97,6 (R1-R8)**



\* Values taken from sample measurements

\* Valori presi da misurazioni a campione

**CRI Values Valori CRI**

CCTK: ● 3000 K

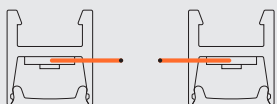
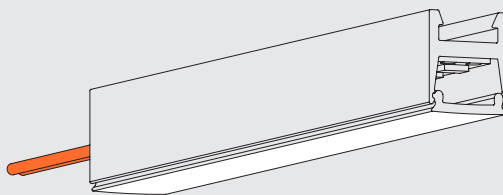
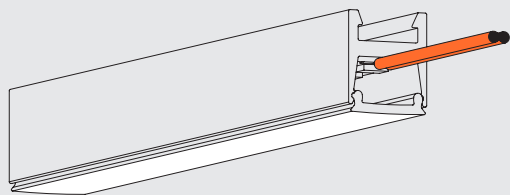
CRI	R1	R2	R3	R4	R5	R6	R7	R8	R9	R10	R11	R12	R13	R14	R15
<b>97,6</b>	99	98	97	96	99	97	97	97	92	97	94	89	99	98	98

**Color Parameters Parametri del colore**

Color Temperature	Color Render Index	Red Component	Color Fidelity	Color Gamut	Color Quality Scale	Color Coord. CIE 1931	Color Coord. CIE 1931	Color Coordinate	Color Coordinate	Color Deviation from Black Body
CCT K	CRI	CRI R9	TM30 Rf	TM30 Rg	CQS	X	Y	U	V	$\Delta UV$
3491 K	97,6	92,2	95,2	102,7	96,5	0,404	0,386	0,237	0,339	-0,0019

# Cable outlet Uscita cavi

Right side same to left side Lato destro e sinistro uguali



## Warnings Avvertenze

The installation of the product, must be done as illustrated in the catalogue or inside the technical data-sheet that can be asked to the manufacturer.

An installation performed differently from the one indicated may compromise the durability and characteristics of the product itself.

An installation performed differently from the one indicated may compromise the durability and characteristics of the product.

Unsuitable cross-section / length of the cable can negatively affect the lighting power of the product. If Power supplies, even those with a plastic case, are located in spaces that are too small for their dimensions; they will be subjected to dissipation problems that will compromise their functionality. Silicones or resins subjected to temperature changes and used near the product, if not in accordance with the specifications issued by the manufacturer, they can seriously damage the LED component. The products can not be modified without any authorization by the manufacturer.

L'installazione del prodotto, dovrà eseguirsi come illustrato nel catalogo o nella documentazione tecnica richiedibile al produttore. Un'installazione eseguita diversamente da quella indicata, può compromettere la durata e le caratteristiche del prodotto.

Prima dell'installazione verificare la corretta sezione del cavo collegato tra LED e alimentatore.

Sezione / lunghezza del cavo non congrui, possono alterare in negativo la luminosità del prodotto. Gli alimentatori, anche quelli con contenitore plastico, inseriti in spazi troppo piccoli, saranno soggetti a problemi di dissipazione che comprometteranno la loro funzionalità. Siliconi o resine soggetti a sbalzi di temperature e utilizzati in prossimità del prodotto, se non conformi alle specifiche rilasciate dal produttore possono danneggiare gravemente il componente LED. I prodotti non possono essere modificati senza autorizzazione da parte del produttore.