

133

144 LED/m • 44 LED/ft

10,0 W/m • 3,1 W/ft

168 LED/m • 52 LED/ft

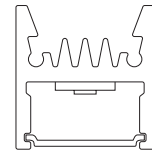

15,0 W/m • 4,6 W/ft

182 LED/m • 56 LED/ft

20,0 W/m • 6,1 W/ft

TW - 252 LED/m • 77 LED/ft Tunable White

20,0 W/m • 6,1 W/ft



18,3 mm × 19,0 mm
0,72 " × 0,75 "



Sharp

Body Corpo

Symmetrical linear profile

Profilo lineare simmetrico

Fastening Fissaggio	Caps + Steel clips Caps + Magnets Heads with screws	Tappi + Clip in acciaio Tappi + Magneti Testatine con viti
Screen Schermo	Transparent TR5 (Screening 5%) Opal OP20 (Screening 20%) Opal OP50 (Screening 50%)	Trasparente TR5 (Schermatura 5%) Opale OP20 (Scherm. 20%) Opale OP50 (Scherm. 50%)
Wiring set Cavo alimentazione	2000 mm • 78,74 "	2000 mm
Custom size Lunghezza ordinabile	Up to 3000 mm • 118,10 "	Fino a 3000 mm
Finishing Finitura	● Grey anodized	● Anodica grigia

Listings and marks

Certificazioni e marchi



LED

LED



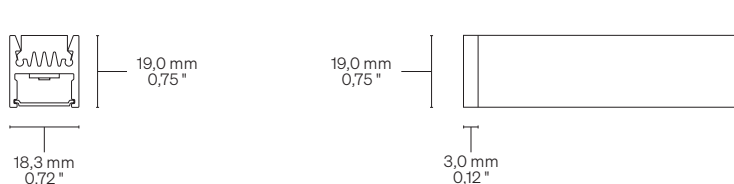
Light Luce

Light source Sorgente luminosa	144 LED/m • 44 LED/ft	168 LED/m • 52 LED/ft	182 LED/m • 56 LED/ft	TW - 252 LED/m • 77 LED/ft Tunable White
Power consumption Consumo energia	10,0 W/m • 3,1 W/ft	15,0 W/m • 4,6 W/ft	20,0 W/m • 6,1 W/ft	20,0 W/m • 6,1 W/ft
CCT K Mixing on demand Miscelazione su richiesta	● 2700 K ● 3000 K ● 3500 K ● 4000 K ● 5000 K	● 2700 K ● 3000 K ● 3500 K ● 4000 K ● 5000 K	● 2700 K ● 3000 K ● 3500 K ● 4000 K ● 5000 K	● 2200 - 5700 K
CRI R9 Rf @ 3000 K Rg @ 3000 K MacAdam ellipse	Min 90 Min 50 92 100 3	Min 90 Min 50 92 100 3	Min 90 Min 50 92 100 3	Min 90 Min 50 92 100 3
Luminous flux Flusso luminoso ● 3000 K	↓ OP20 – 90 lm/W 900 lm/m • 275 lm/ft	↓ OP20 – 97 lm/W 1459 lm/m • 445 lm/ft	↓ OP20 – 113 lm/W 2263 lm/m • 699 lm/ft	↓ OP20 – 63 lm/W 1265 lm/m • 385 lm/ft
Input voltage Tensione di ingresso	24 V DC	24 V DC	24 V DC	24 V DC

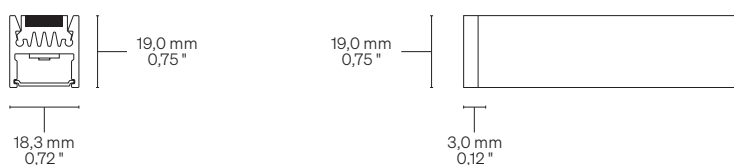
Dimensions Dimensioni

Scale/Scala 1:2

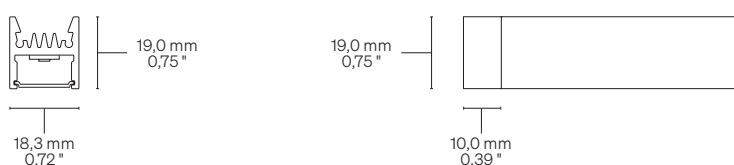
TA Caps + Steel clips Tappi + Clip in acciaio



TAM Caps + Magnets Tappi + Magneti

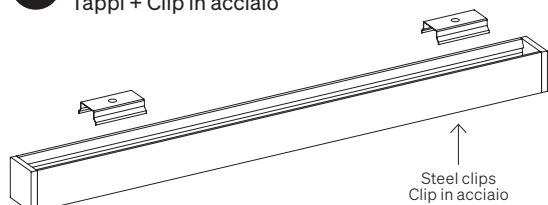


TE Heads with screws Testatine con viti

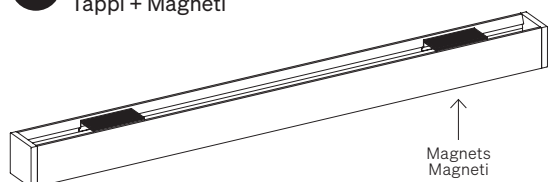


Fastening options Opzioni di fissaggio

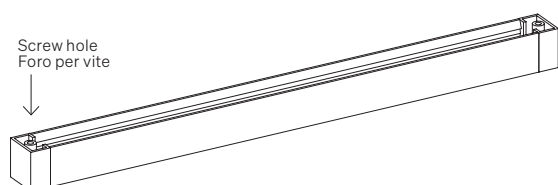
TA Caps + Steel clips Tappi + Clip in acciaio



TAM Caps + Magnets Tappi + Magneti



TE Heads with screws Testatine con viti



Order code Codice ordine

Basic codes

Codici base

133F144	133 144 LED/m • 44 LED/ft 10,0 W/m • 3,1 W/ft
133F168	133 168 LED/m • 52 LED/ft 15,0 W/m • 4,6 W/ft
133F182	133 182 LED/m • 56 LED/ft 20,0 W/m • 6,1 W/ft
133F252	133 TW 252 LED/m • 77 LED/ft ● 2200 - 5700 K 20,0 W/m • 6,1 W/ft

CCT K

CCT K

WW27	● 2700 K
WW30	● 3000 K
NW35	● 3500 K
NW	● 4000 K
CW	● 5000 K

Fastening options

Opzioni di fissaggio

TA	Caps + Steel clips Tappi + Clip in acciaio
TAM	Caps + Magnets Tappi + Magneti
TE	Heads with screws Testatine con viti

Screens

Schermi

TR5	Transparent/Trasparente 5
OP20	Opal/Opale 20
OP50	Opal/Opale 50

Custom size

Lunghezza ordinabile

--	Specify the size Specificare la misura
----	---

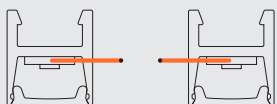
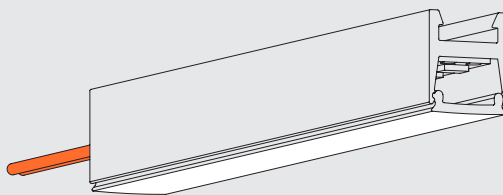
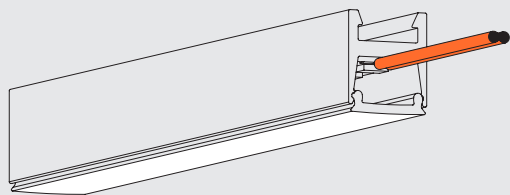
Order example

Esempio ordine

133F144 WW27 TA TR5 • 0,32	133, 144 LED/m • 44 LED/ft 10,0 W/m • 3,1 W/ft, Warm White 2700, Caps + Steel clips, Transparent 5 • 0,32 m
	133, 144 LED/m, 10,0 W/m, Warm White 2700, Tappi + Clip in acciaio, Trasparente 5 • 0,32 m

Cable outlet Uscita cavi

Right side same to left side Lato destro e sinistro uguali



Warnings Avvertenze

The installation of the product, must be done as illustrated in the catalogue or inside the technical data-sheet that can be asked to the manufacturer.

An installation performed differently from the one indicated may compromise the durability and characteristics of the product itself.

An installation performed differently from the one indicated may compromise the durability and characteristics of the product.

Unsuitable cross-section / length of the cable can negatively affect the lighting power of the product. If Power supplies, even those with a plastic case, are located in spaces that are too small for their dimensions; they will be subjected to dissipation problems that will compromise their functionality. Silicones or resins subjected to temperature changes and used near the product, if not in accordance with the specifications issued by the manufacturer, they can seriously damage the LED component. The products can not be modified without any authorization by the manufacturer.

L'installazione del prodotto, dovrà eseguirsi come illustrato nel catalogo o nella documentazione tecnica richiedibile al produttore. Un'installazione eseguita diversamente da quella indicata, può compromettere la durata e le caratteristiche del prodotto.

Prima dell'installazione verificare la corretta sezione del cavo collegato tra LED e alimentatore.

Sezione / lunghezza del cavo non congrui, possono alterare in negativo la luminosità del prodotto. Gli alimentatori, anche quelli con contenitore plastico, inseriti in spazi troppo piccoli, saranno soggetti a problemi di dissipazione che comprometteranno la loro funzionalità. Siliconi o resine soggetti a sbalzi di temperature e utilizzati in prossimità del prodotto, se non conformi alle specifiche rilasciate dal produttore possono danneggiare gravemente il componente LED. I prodotti non possono essere modificati senza autorizzazione da parte del produttore.