

133

144 LED/m • 44 LED/ft

10,0 W/m • 3,1 W/ft

168 LED/m • 52 LED/ft

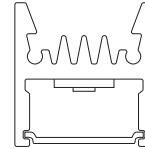
15,0 W/m • 4,6 W/ft

182 LED/m • 55 LED/ft


20,0 W/m • 6,1 W/ft

TW - 252 LED/m • 77 LED/ft Tunable White

20,0 W/m • 6,1 W/ft



18,3 × 19,0 mm
0,72 × 0,75 "





Sharp

Body Corpo

Symmetrical linear profile

Profilo lineare simmetrico

Fastening Fissaggio	Caps + Steel clips	Tappi + Clip in acciaio
	Caps + Magnets Heads with screws	Tappi + Magneti Testatine con viti
Screen Schermo	Transparent 5 (Screening 5%)	Trasparente 5 (Schermatura 5%)
	Opal 20 (Screening 20%)	Opale 20 (Scherm. 20%)
	Opal 50 (Screening 50%)	Opale 50 (Scherm. 50%)
Wiring set Cavo alimentazione	2000 mm • 78,74 "	2000 mm
Custom size Lunghezza ordinabile	Up to 3000 mm • 118,10 "	Fino a 3000 mm
Finishing Finitura	● Grey anodized (Standard)	
	→ On request other finishes	
	● Anodica grigia (Standard)	
	→ Su richiesta altre finiture	

Listings and marks

Certificazioni e marchi




Where we produce

Dove produciamo

Made in Italy

LED (See page CRI)

LED (Vedi pagina CRI)



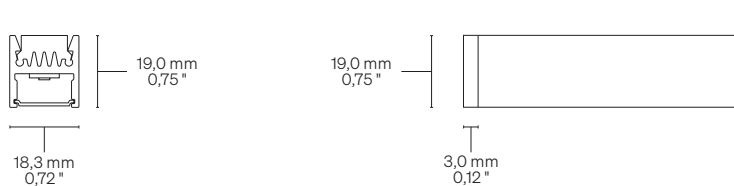
Light Luce

Light source Sorgente luminosa	144 LED/m • 44 LED/ft	168 LED/m • 52 LED/ft	182 LED/m • 55 LED/ft	TW - 252 LED/m • 77 LED/ft Tunable White
Power consumption Consumo energia	10,0 W/m • 3,1 W/ft	15,0 W/m • 4,6 W/ft	20,0 W/m • 6,1 W/ft	20,0 W/m • 6,1 W/ft
CCT K	● 1800 ● 2500 ● 3500 ● 2000 ● 2700 ● 4000 ● 2200 ● 3000 ● 5000	● 1800 ● 2500 ● 3500 ● 2000 ● 2700 ● 4000 ● 2200 ● 3000 ● 5000	● 1800 ● 2500 ● 3500 ● 2000 ● 2700 ● 4000 ● 2200 ● 3000 ● 5000	● 2200 - 5700 K
CRI R9 Rf @ 3000 K Rg @ 3000 K MacAdam ellipse	Min 90 Min 50 92 100 3	Min 90 Min 50 92 100 3	Min 90 Min 50 92 100 3	Min 90 Min 50 92 100 3
Delivered lumen output Flusso luminoso emesso ● 3000 K	↓ O2 - 99 lm/W 990 lm/m • 302 lm/ft	↓ O2 - 107 lm/W 1605 lm/m • 489 lm/ft	↓ O2 - 118 lm/W 2376 lm/m • 724 lm/ft	↓ O2 - 63 lm/W 1265 lm/m • 385 lm/ft
Input voltage Tensione di ingresso	24 V DC	24 V DC	24 V DC	24 V DC

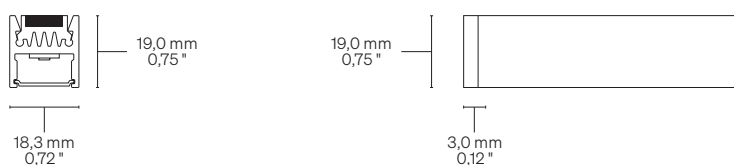
Dimensions Dimensioni

Scale/Scala 1:2

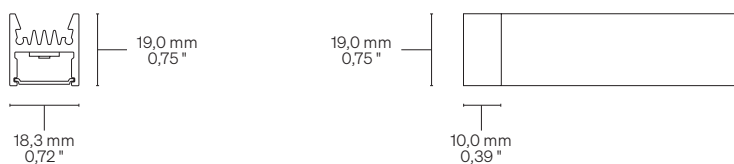
TA Caps + Steel clips Tappi + Clip in acciaio



TAM Caps + Magnets Tappi + Magneti

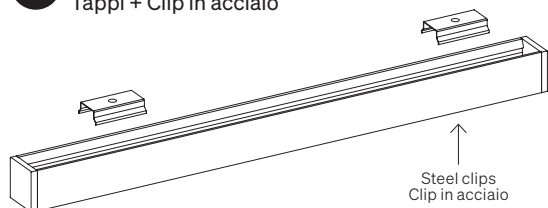


TE Heads with screws Testatine con viti

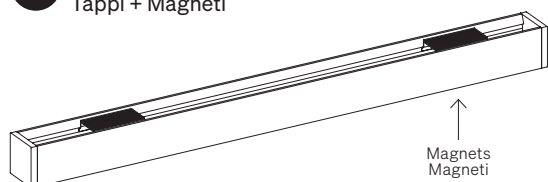


Fastening options Opzioni di fissaggio

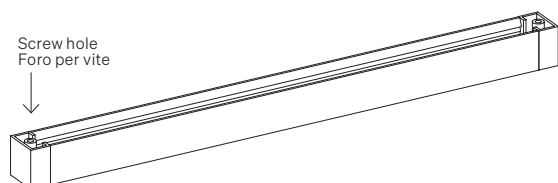
TA Caps + Steel clips Tappi + Clip in acciaio



TAM Caps + Magnets Tappi + Magneti



TE Heads with screws Testatine con viti



Order code Codice ordine

Basic codes Codici base

133144	133 144 LED/m • 44 LED/ft 10,0 W/m • 3,1 W/ft
133168	133 168 LED/m • 52 LED/ft 15,0 W/m • 4,6 W/ft
133182	133 182 LED/m • 55 LED/ft 20,0 W/m • 6,1 W/ft
133252	133 TW 252 LED/m • 77 LED/ft ● 2200 - 5700 K 20,0 W/m • 6,1 W/ft

CCT K CCT K

18	● 1800 K
20	● 2000 K
22	● 2200 K
25	● 2500 K
27	● 2700 K
30	● 3000 K
35	● 3500 K
40	● 4000 K
50	● 5000 K

Fastening options Opzioni di fissaggio

TA	Caps + Steel clips Tappi + Clip in acciaio
TAM	Caps + Magnets Tappi + Magneti
TE	Heads with screws Testatine con viti

Screens Schermi

T5	Transparent/Trasparente 5
O2	Opal/Opale 20
O5	Opal/Opale 50

Finishing Finitura

01	● Grey anodized ● Anodica grigia
-----------	-------------------------------------

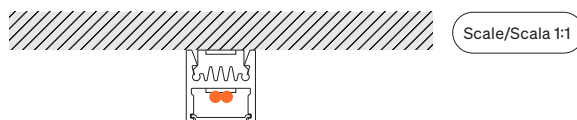
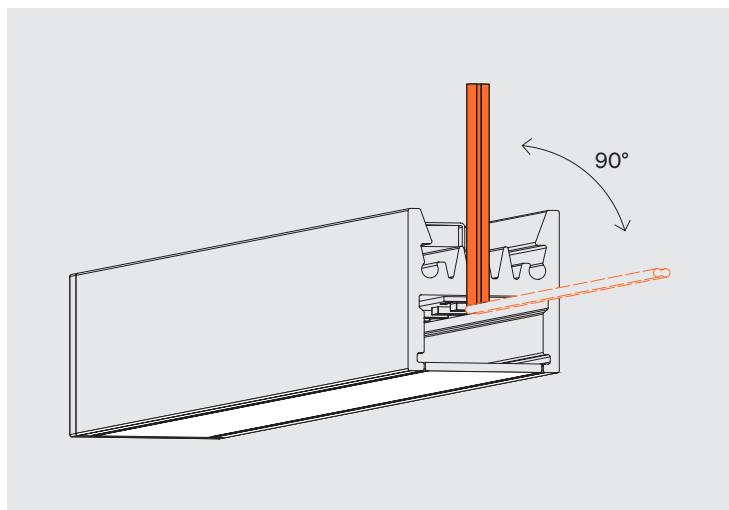
Ordering length Lunghezza ordinabile

--	→ Specify the custom size or visit formulaluci.com , for standard length. → Specificare la misura custom oppure visitare il sito formulaluci.com , per le lunghezze standard.
-----------	------------------------------------------------------------------------------------------------------------------------------------------------------------------------------------------------------------------------------------------------------------

Order example Esempio ordine

133144 18 TA T5 O1 • 0,32	133, 144 LED/m • 44 LED/ft 10,0 W/m • 3,1 W/ft, Warm White 1800, Caps + Steel clips, Transparent 5, Grey anodized • 0,32 m
	133, 144 LED/m, 10,0 W/m, Warm White 1800, Tappi + Clip in acciaio, Trasparente 5, Anodica grigia • 0,32 m

Cable outlet Uscita cavi



CRI Typical* CRI Tipici*

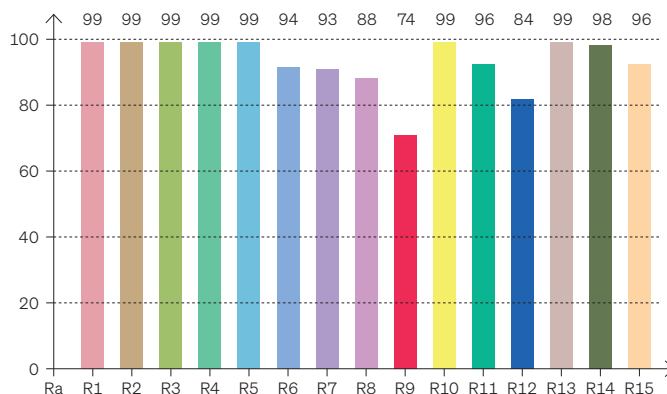


R9050 - H6 • 3SDCM

High Efficacy

● 3000 K

CRI: 94,5 (R1-R8)



* Values taken from sample measurements
* Valori presi da misurazioni a campione

CRI Values Valori CRI

CCTK: ● 3000 K

CRI	R1	R2	R3	R4	R5	R6	R7	R8	R9	R10	R11	R12	R13	R14	R15
94,4	99	99	99	99	99	94	93	88	74	99	96	84	99	98	96

Color Parameters Parametri del colore

Color Temperature	Color Render Index	Red Component	Color Fidelity	Color Gamut	Color Quality Scale	Color Coord. CIE 1931	Color Coord. CIE 1931	Color Coordinate	Color Coordinate	Color Deviation from Black Body
CCT K	CRI	CRI R9	TM30 Rf	TM30 Rg	CQS	X	Y	U	V	ΔUV
3042 K	96,2	74,4	92,2	100,5	92,9	0,441	0,399	0,255	0,347	-0,0009

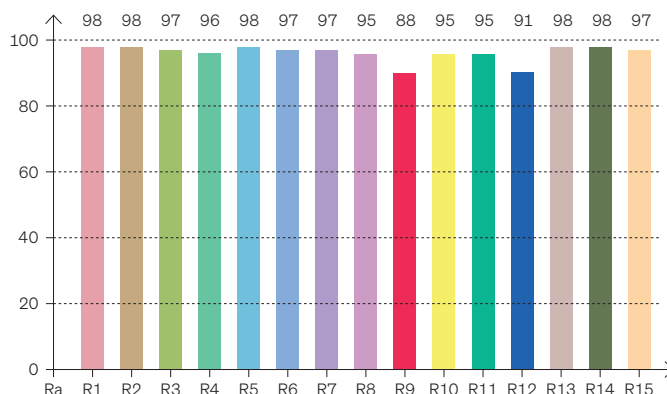


FULL SPECTRUM • 3SDCM

OPTISOLIS™

● 3000 K

CRI: 97,0 (R1-R8)



* Values taken from sample measurements
* Valori presi da misurazioni a campione

CRI Values Valori CRI

CCTK: ● 3000 K

CRI	R1	R2	R3	R4	R5	R6	R7	R8	R9	R10	R11	R12	R13	R14	R15
97,0	98	98	97	96	98	97	97	95	88	95	95	91	98	98	97

Color Parameters Parametri del colore

Color Temperature	Color Render Index	Red Component	Color Fidelity	Color Gamut	Color Quality Scale	Color Coord. CIE 1931	Color Coord. CIE 1931	Color Coordinate	Color Coordinate	Color Deviation from Black Body
CCT K	CRI	CRI R9	TM30 Rf	TM30 Rg	CQS	X	Y	U	V	ΔUV
3059 K	97,0	88,0	94,8	102,8	94,5	0,432	0,400	0,249	0,346	-0,0008

Warnings Avvertenze

The installation of the product, must be done as illustrated in the catalogue or inside the technical data-sheet that can be asked to the manufacturer. An installation performed differently from the one indicated may compromise the durability and characteristics of the product itself.

An installation performed differently from the one indicated may compromise the durability and characteristics of the product. Unsuitable cross-section / length of the cable can negatively affect the lighting power of the product. If Power supplies, even those with a plastic case, are located in spaces that are too small for their dimensions; they will be subjected to dissipation problems that will compromise their functionality. Silicones or resins subjected to temperature changes and used near the product, if not in accordance with the specifications issued by the manufacturer, they can seriously damage the LED component. The products can not be modified without any authorization by the manufacturer.

L'installazione del prodotto, dovrà eseguirsi come illustrato nel catalogo o nella documentazione tecnica richiedibile al produttore. Un'installazione eseguita diversamente da quella indicata, può compromettere la durata e le caratteristiche del prodotto.

Prima dell'installazione verificare la corretta sezione del cavo collegato tra LED e alimentatore. Sezione / lunghezza del cavo non congrui, possono alterare in negativo la luminosità del prodotto. Gli alimentatori, anche quelli con contenitore plastico, inseriti in spazi troppo piccoli, saranno soggetti a problemi di dissipazione che comprometteranno la loro funzionalità. Siliconi o resine soggetti a sbalzi di temperature e utilizzati in prossimità del prodotto, se non conformi alle specifiche rilasciate dal produttore possono danneggiare gravemente il componente LED. I prodotti non possono essere modificati senza autorizzazione da parte del produttore.