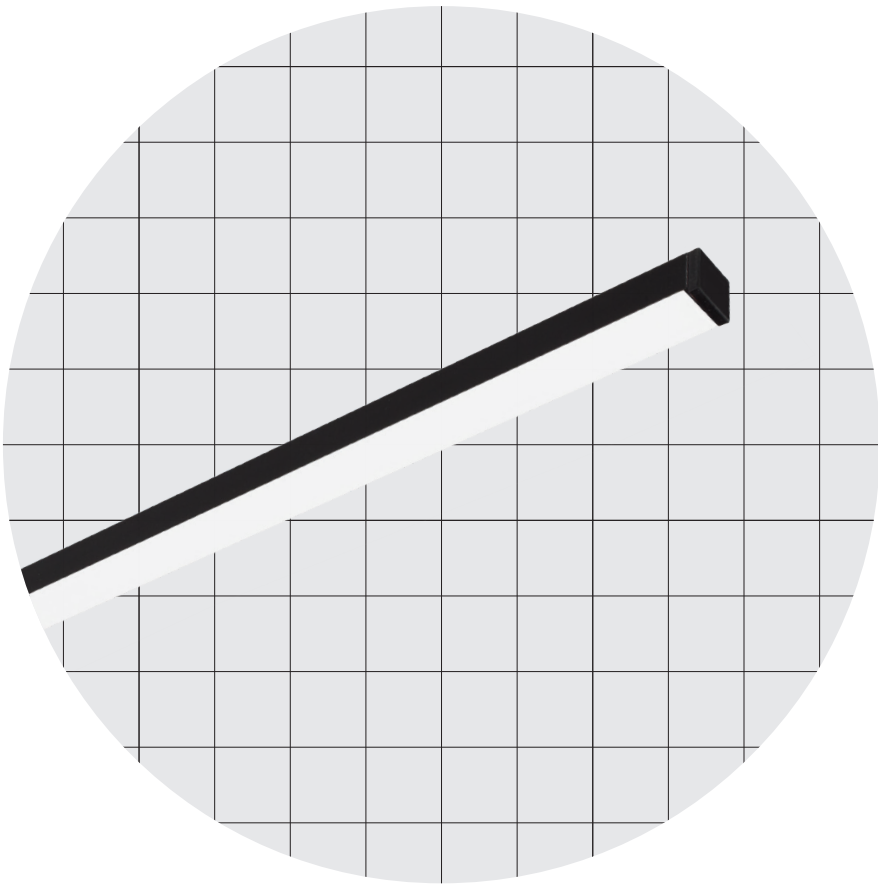


Aiko 8

182 LED/m • 55 LED/ft
5,0 W/m • 1,5 W/ft
182 LED/m • 55 LED/ft
9,5 W/m • 2,9 W/ft
182 LED/m • 55 LED/ft
15,7 W/m • 4,8 W/ft



8,0 × 8,0 mm
0,31 × 0,31"

Aiko 8



Sharp

Body Corpo

Symmetrical linear profile

Profilo lineare simmetrico

Fastening Fissaggio	Caps + Magnets Magnetic end caps	Tappi + Magneti Testatine magnetiche
Screen Schermo	Opal OP30 (Screening 30%)	Opale OP30 (Scherm. 30%)
Wiring set Cavo alimentazione	2000 mm • 78,74 "	2000 mm
Custom size Lunghezza ordinabile	Up to 3000 mm • 118,10 "	Fino a 3000 mm
Finishing Finitura	<ul style="list-style-type: none"> ● Grey anodized (Standard) → On request other finishes ● Anodica grigia (Standard) → Su richiesta altre finiture 	

Listings and marks

Certificazioni e marchi



Where we produce

Dove produciamo

Made in Italy

LED (See page CRI)

LED (Vedi pagina CRI)



Light Luce

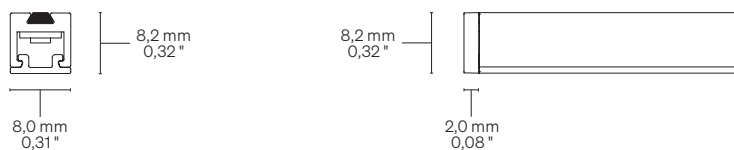
Light source Sorgente luminosa	182 LED/m • 55 LED/ft	182 LED/m • 55 LED/ft	182 LED/m • 55 LED/ft
Power consumption Consumo energia	5,0 W/m • 1,5 W/ft	9,5 W/m • 2,9 W/ft	15,7 W/m • 4,8 W/ft
CCT K	<ul style="list-style-type: none"> ● 2700 K ● 3000 K 	<ul style="list-style-type: none"> ● 2700 K ● 3000 K 	<ul style="list-style-type: none"> ● 2700 K ● 3000 K
On request/Su richiesta: <ul style="list-style-type: none"> ● Mixing/Miscelazione ● 2200 K 	<ul style="list-style-type: none"> ● 3500 K ● 4000 K ● 5000 K 	<ul style="list-style-type: none"> ● 3500 K ● 4000 K ● 5000 K 	<ul style="list-style-type: none"> ● 3500 K ● 4000 K ● 5000 K
CRI R9 Rf @ 3000 K Rg @ 3000 K MacAdam ellipse	Min 90 Min 50 92 100 3	Min 90 Min 50 92 100 3	Min 90 Min 50 92 100 3
Delivered lumen output Flusso luminoso emesso ● 3000 K	↓ OP30 – TBD lm/W TBD lm/m • TBD lm/ft	↓ OP30 – 107 lm/W 1016 lm/m • 310 lm/ft	↓ OP30 – 102 lm/W 1601 lm/m • 488 lm/ft
Input voltage Tensione di ingresso	24 V DC	24 V DC	24 V DC

Aiko 8

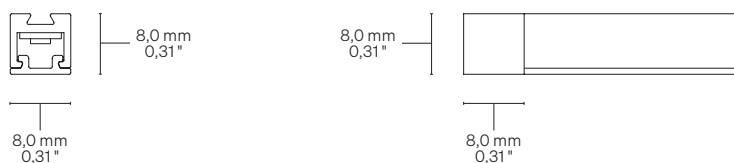
Dimensions Dimensioni

Scale/Scala 1:1

TAM Caps + Magnets Tappi + Magneti

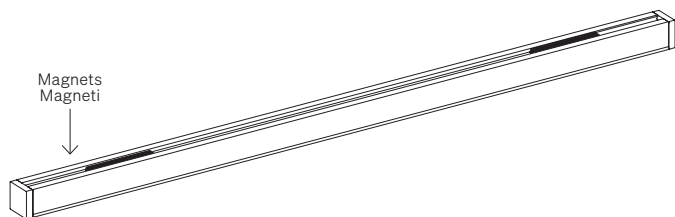


TEM Magnetic end caps Testatine magnetiche

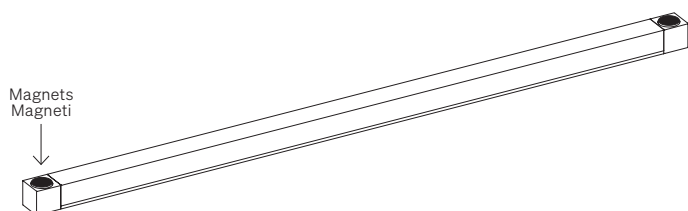


Fastening options Opzioni di fissaggio

TAM Caps + Magnets Tappi + Magneti



TEM Magnetic end caps Testatine magnetiche



Order code Codice ordine

Basic codes Codici base

- **A18F1825** Aiko 8
182 LED/m • 55 LED/ft
5,0 W/m • 1,5 W/ft
- **A18F1829** Aiko 8
182 LED/m • 55 LED/ft
9,5 W/m • 2,9 W/ft
- **A18F18215** Aiko 8
182 LED/m • 55 LED/ft
15,7 W/m • 4,8 W/ft

CCT K CCT K

- **WW27** 2700 K
- **WW30** 3000 K
- **NW35** 3500 K
- **NW** 4000 K
- **CW** 5000 K

Fastening options Opzioni di fissaggio

- **TAM** Caps + Magnets
Tappi + Magneti
- **TEM** Magnetic end caps
Testatine magnetiche

Screens Schermi

- **OP30** Opal 30/Opale 30

Ordering length Lunghezza ordinabile

- -- → Specify the custom size or visit formulaluci.com, for standard length.
→ Specificare la misura custom oppure visitare il sito formulaluci.com, per le lunghezze standard.

Order example Esempio ordine

- **A18F1825 WW27 TAM OP30 • 0,32**

Aiko 8, 182 LED/m • 55 LED/ft,
5,0 W/m • 1,5 W/ft, Warm White 2700,
Caps + Magnets, Opal 30 screen • 0,32 m

Aiko 8, 182 LED/m, 5,0 W/m,
Warm White 2700, Tappi + Magneti,
Schermo opale 30 • 0,32 m

CRI Typical* CRI Tipici*

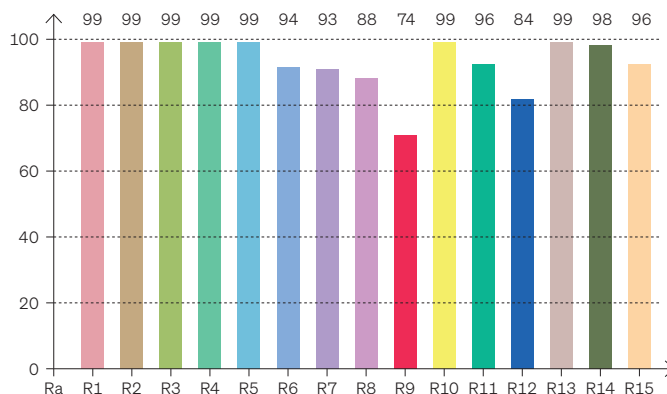


R9050 - H6 • 3SDCM

High Efficacy

● 3000 K

CRI: 94,5 (R1-R8)



* Values taken from sample measurements
* Valori presi da misurazioni a campione

CRI Values Valori CRI

CCTK: ● 3000 K

CRI	R1	R2	R3	R4	R5	R6	R7	R8	R9	R10	R11	R12	R13	R14	R15
94,4	99	99	99	99	99	94	93	88	74	99	96	84	99	98	96

Color Parameters Parametri del colore

Color Temperature	Color Render Index	Red Component	Color Fidelity	Color Gamut	Color Quality Scale	Color Coord. CIE 1931	Color Coord. CIE 1931	Color Coordinate	Color Coordinate	Color Deviation from Black Body
CCT K	CRI	CRI R9	TM30 Rf	TM30 Rg	CQS	X	Y	U	V	ΔUV
3042 K	96,2	74,4	92,2	100,5	92,9	0,441	0,399	0,255	0,347	-0,0009

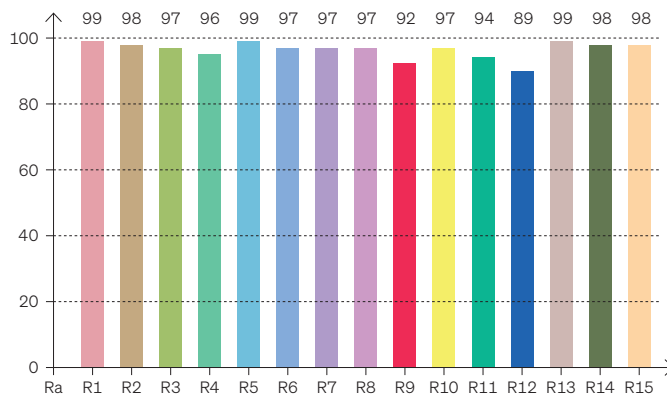


FULL SPECTRUM • 3SDCM

OPTISOLIS™

● 3000 K

CRI: 97,6 (R1-R8)



* Values taken from sample measurements
* Valori presi da misurazioni a campione

CRI Values Valori CRI

CCTK: ● 3000 K

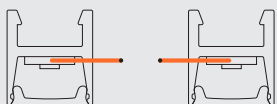
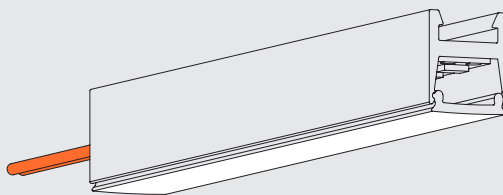
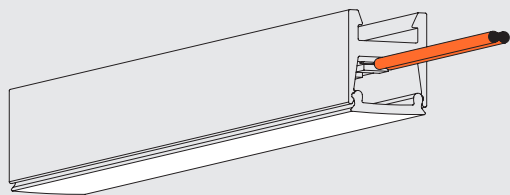
CRI	R1	R2	R3	R4	R5	R6	R7	R8	R9	R10	R11	R12	R13	R14	R15
97,6	99	98	97	96	99	97	97	97	92	97	94	89	99	98	98

Color Parameters Parametri del colore

Color Temperature	Color Render Index	Red Component	Color Fidelity	Color Gamut	Color Quality Scale	Color Coord. CIE 1931	Color Coord. CIE 1931	Color Coordinate	Color Coordinate	Color Deviation from Black Body
CCT K	CRI	CRI R9	TM30 Rf	TM30 Rg	CQS	X	Y	U	V	ΔUV
3491 K	97,6	92,2	95,2	102,7	96,5	0,404	0,386	0,237	0,339	-0,0019

Cable outlet Uscita cavi

Right side same to left side Lato destro e sinistro uguali



Warnings Avvertenze

The installation of the product, must be done as illustrated in the catalogue or inside the technical data-sheet that can be asked to the manufacturer.

An installation performed differently from the one indicated may compromise the durability and characteristics of the product itself.

An installation performed differently from the one indicated may compromise the durability and characteristics of the product.

Unsuitable cross-section / length of the cable can negatively affect the lighting power of the product. If Power supplies, even those with a plastic case, are located in spaces that are too small for their dimensions; they will be subjected to dissipation problems that will compromise their functionality. Silicones or resins subjected to temperature changes and used near the product, if not in accordance with the specifications issued by the manufacturer, they can seriously damage the LED component. The products can not be modified without any authorization by the manufacturer.

L'installazione del prodotto, dovrà eseguirsi come illustrato nel catalogo o nella documentazione tecnica richiedibile al produttore. Un'installazione eseguita diversamente da quella indicata, può compromettere la durata e le caratteristiche del prodotto.

Prima dell'installazione verificare la corretta sezione del cavo collegato tra LED e alimentatore.

Sezione / lunghezza del cavo non congrui, possono alterare in negativo la luminosità del prodotto. Gli alimentatori, anche quelli con contenitore plastico, inseriti in spazi troppo piccoli, saranno soggetti a problemi di dissipazione che comprometteranno la loro funzionalità. Siliconi o resine soggetti a sbalzi di temperature e utilizzati in prossimità del prodotto, se non conformi alle specifiche rilasciate dal produttore possono danneggiare gravemente il componente LED. I prodotti non possono essere modificati senza autorizzazione da parte del produttore.