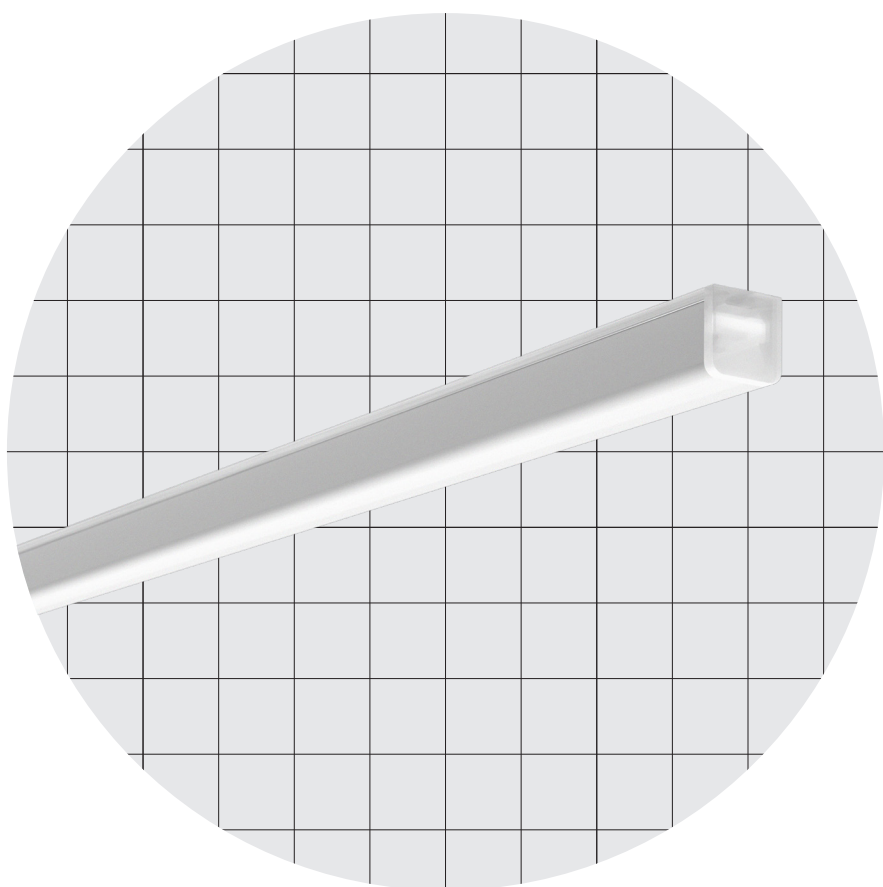


FRS99

Patented Product


182 LED/m • 55 LED/ft
5,0 W/m • 1,5 W/ft
182 LED/m • 55 LED/ft
9,5 W/m • 2,9 W/ft
182 LED/m • 55 LED/ft
15,7 W/m • 4,8 W/ft



9,0 × 9,6 mm
0,35 × 0,38 "

FRS99

Patented Product



Sharp

Body Corpo

Symmetrical linear profile

Profilo lineare simmetrico

Fastening Fissaggio	Caps + Magnets Caps + 45° Magnets	Tappi + Magneti Tappi + Magneti 45°
Screen Schermo	FRS (Flux Recovery System)	FRS (Flux Recovery System)
Wiring set Cavo alimentazione	2000 mm • 78,74 "	2000 mm
Custom size Lunghezza ordinabile	Up to 3000 mm • 118,10 "	Fino a 3000 mm
Finishing Finitura	Satin polycarbonate	Policarbonato satinato

Listings and marks

Certificazioni e marchi



Where we produce

Dove produciamo

Made in Italy

LED (See page CRI)

LED (Vedi pagina CRI)



Light Luce

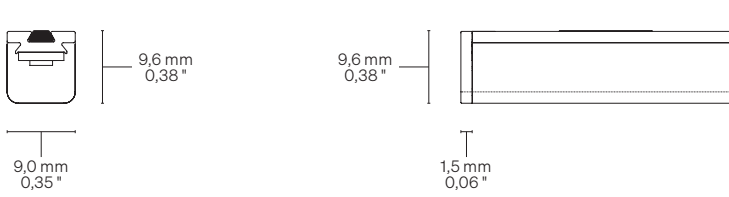
Light source Sorgente luminosa	182 LED/m • 55 LED/ft	182 LED/m • 55 LED/ft	182 LED/m • 55 LED/ft
Power consumption Consumo energia	5,0 W/m • 1,5 W/ft	9,5 W/m • 2,9 W/ft	15,7 W/m • 4,8 W/ft
CCT K	● 2700 K ● 3000 K ● 3500 K ● 4000 K ● 5000 K	● 2700 K ● 3000 K ● 3500 K ● 4000 K ● 5000 K	● 2700 K ● 3000 K ● 3500 K ● 4000 K ● 5000 K
On request/Su richiesta: ● Mixing/Miscelazione ● 2200 K			
CRI R9 Rf @ 3000 K Rg @ 3000 K MacAdam ellipse	Min 90 Min 50 92 100 3	Min 90 Min 50 92 100 3	Min 90 Min 50 92 100 3
Delivered lumen output Flusso luminoso emesso ● 3000 K	↓ FRS – 152 lm/W 760 lm/m • 232 lm/ft	↓ FRS – 152 lm/W 1444 lm/m • 440 lm/ft	↓ FRS – 152 lm/W 2386 lm/m • 727 lm/ft
Input voltage Tensione di ingresso	24 V DC	24 V DC	24 V DC

FRS99

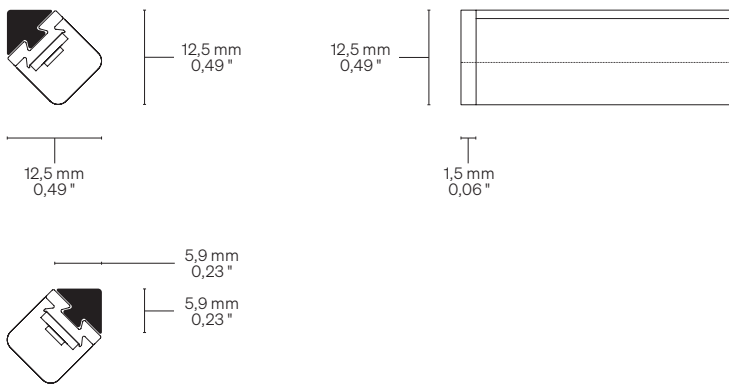
Dimensions Dimensioni

Scale/Scala 1:1

TAM Caps + Magnets Tappi + Magneti




TAM45 Caps + 45° Magnets Tappi + Magneti 45°

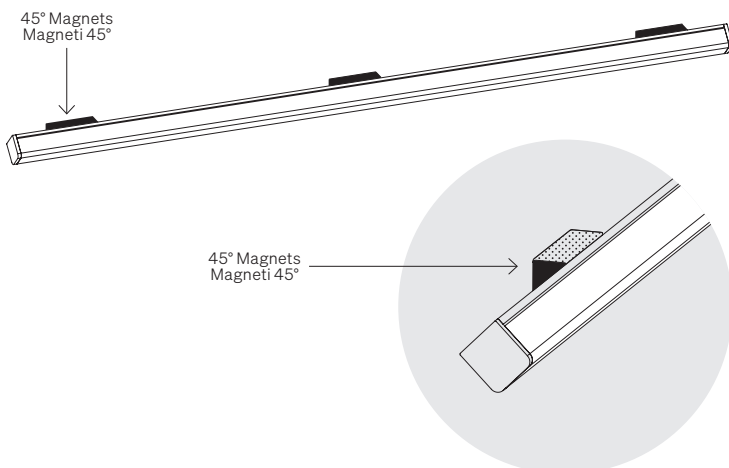


Fastening options Opzioni di fissaggio

TAM Caps + Magnets Tappi + Magneti



TAM45 Caps + 45° Magnets Tappi + Magneti 45°



Order code Codice ordine

Basic codes Codici base

FRSF1825	FRS99 182 LED/m • 55 LED/ft 5,0 W/m • 1,5 W/ft
FRSF1829	FRS99 182 LED/m • 55 LED/ft 9,5 W/m • 2,9 W/ft
FRSF18215	FRS99 182 LED/m • 55 LED/ft 15,7 W/m • 4,8 W/ft

CCT K CCT K

WW27	● 2700 K
WW30	● 3000 K
NW35	● 3500 K
NW	● 4000 K
CW	● 5000 K

Fastening options Opzioni di fissaggio

TAM	Caps + Magnets Tappi + Magneti
TAM45	Caps + 45° Magnets Tappi + Magneti 45°

Screens Schermi

FR	FRS 120°
-----------	----------

Ordering length Lunghezza ordinabile

-- → Specify the custom size or visit formulaluci.com, for standard length.
→ Specificare la misura custom oppure visitare il sito formulaluci.com, per le lunghezze standard.

Order example Esempio ordine

FRSF1825 WW27 TAM FR • 0,32
FRS99, 182 LED/m • 55 LED/ft, 5,0 W/m • 1,5 W/ft, Warm White 2700, Caps + Magnets, FRS (Flux Recovery System) • 0,32 m
FRS99, 182 LED/m, 5,0 W/m, Warm White 2700, Tappi + Magneti, FRS (Flux Recovery System) • 0,32 m

CRI Typical* CRI Tipici*

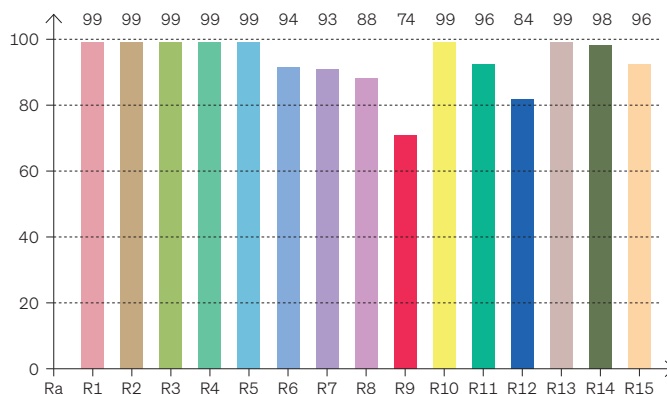


R9050 - H6 • 3SDCM

High Efficacy

● 3000 K

CRI: 94,5 (R1-R8)



* Values taken from sample measurements
* Valori presi da misurazioni a campione

CRI Values Valori CRI

CCTK: ● 3000 K

CRI	R1	R2	R3	R4	R5	R6	R7	R8	R9	R10	R11	R12	R13	R14	R15
94,4	99	99	99	99	99	94	93	88	74	99	96	84	99	98	96

Color Parameters Parametri del colore

Color Temperature	Color Render Index	Red Component	Color Fidelity	Color Gamut	Color Quality Scale	Color Coord. CIE 1931	Color Coord. CIE 1931	Color Coordinate	Color Coordinate	Color Deviation from Black Body
CCT K	CRI	CRI R9	TM30 Rf	TM30 Rg	CQS	X	Y	U	V	ΔUV
3042 K	96,2	74,4	92,2	100,5	92,9	0,441	0,399	0,255	0,347	-0,0009

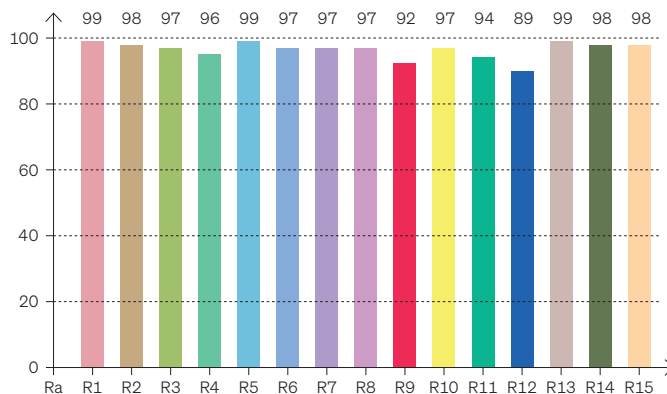


FULL SPECTRUM • 3SDCM

OPTISOLIS™

● 3000 K

CRI: 97,6 (R1-R8)



* Values taken from sample measurements
* Valori presi da misurazioni a campione

CRI Values Valori CRI

CCTK: ● 3000 K

CRI	R1	R2	R3	R4	R5	R6	R7	R8	R9	R10	R11	R12	R13	R14	R15
97,6	99	98	97	96	99	97	97	97	92	97	94	89	99	98	98

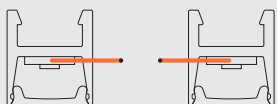
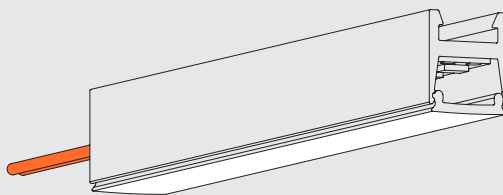
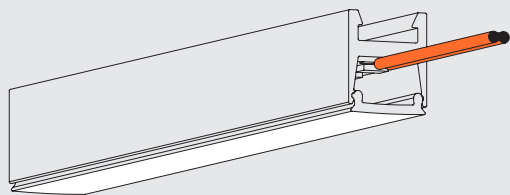
Color Parameters Parametri del colore

Color Temperature	Color Render Index	Red Component	Color Fidelity	Color Gamut	Color Quality Scale	Color Coord. CIE 1931	Color Coord. CIE 1931	Color Coordinate	Color Coordinate	Color Deviation from Black Body
CCT K	CRI	CRI R9	TM30 Rf	TM30 Rg	CQS	X	Y	U	V	ΔUV
3491 K	97,6	92,2	95,2	102,7	96,5	0,404	0,386	0,237	0,339	-0,0019

Cable outlet Uscita cavi

Right side same to left side Lato destro e sinistro uguali

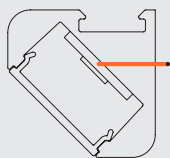
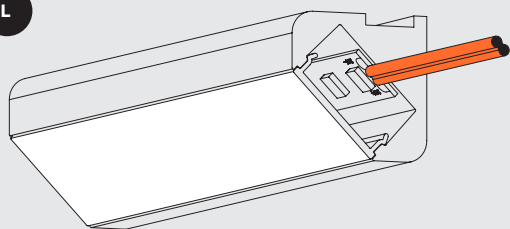
R L



TAM Caps + Magnets
Tappi + Magneti

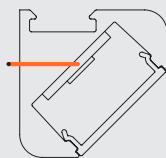
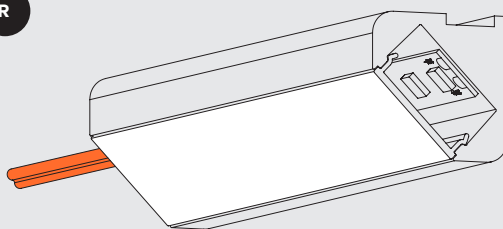
Left side Lato sinistro

L



Right side Lato destro

R



TAM45 Caps + 45° Magnets
Tappi + Magneti 45°

Warnings Avvertenze

The installation of the product, must be done as illustrated in the catalogue or inside the technical data-sheet that can be asked to the manufacturer.

An installation performed differently from the one indicated may compromise the durability and characteristics of the product itself.

An installation performed differently from the one indicated may compromise the durability and characteristics of the product.

Unsuitable cross-section / length of the cable can negatively affect the lighting power of the product. If Power supplies, even those with a plastic case, are located in spaces that are too small for their dimensions; they will be subjected to dissipation problems that will compromise their functionality. Silicones or resins subjected to temperature changes and used near the product, if not in accordance with the specifications issued by the manufacturer, they can seriously damage the LED component. The products can not be modified without any authorization by the manufacturer.

L'installazione del prodotto, dovrà eseguirsi come illustrato nel catalogo o nella documentazione tecnica richiedibile al produttore. Un'installazione eseguita diversamente da quella indicata, può compromettere la durata e le caratteristiche del prodotto.

Prima dell'installazione verificare la corretta sezione del cavo collegato tra LED e alimentatore.

Sezione / lunghezza del cavo non congrui, possono alterare in negativo la luminosità del prodotto. Gli alimentatori, anche quelli con contenitore plastico, inseriti in spazi troppo piccoli, saranno soggetti a problemi di dissipazione che comprometteranno la loro funzionalità. Siliconi o resine soggetti a sbalzi di temperature e utilizzati in prossimità del prodotto, se non conformi alle specifiche rilasciate dal produttore possono danneggiare gravemente il componente LED. I prodotti non possono essere modificati senza autorizzazione da parte del produttore.