Hida

144 LED/m • 44 LED/ft
10,0 W/m • 3,1 W/ft
168 LED/m • 52 LED/ft
15,0 W/m • 4,6 W/ft
182 LED/m • 55 LED/ft
20,0 W/m • 6,1 W/ft
TW - 252 LED/m • 77 LED/ft Tunable White
20,0 W/m • 6,1 W/ft

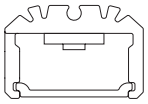

18,3 × 12,3 mm
0,72 × 0,48 "

Hida

Sharp

Body Corpo

Adjustable symmetrical linear profile
Profilo lineare simmetrico orientabile

Fastening Fissaggio	Adjustable heads with screws	Testatine orientabili con viti
Screen Schermo	Transparent 5 (Screening 5%) Opal 20 (Screening 20%)	Trasparente 5 (Schermatura 5%) Opale 20 (Scherm. 20%)
Wiring set Cavo alimentazione	2000 mm • 78,74 "	2000 mm
Custom size Lunghezza ordinabile	Up to 1500 mm • 59,06 "	Fino a 1500 mm
Finishing Finitura	● Grey anodized (Standard) → On request other finishes ● Anodica grigia (Standard) → Su richiesta altre finiture	
Listings and marks Certificazioni e marchi	CE UKCA IP20 F	
Where we produce Dove produciamo	Made in Italy	
LED (See page CRI) LED (Vedi pagina CRI)	NICHIA Standard On request	

Light Luce

Light source Sorgente luminosa	144 LED/m • 44 LED/ft	168 LED/m • 52 LED/ft	182 LED/m • 55 LED/ft	TW - 252 LED/m • 77 LED/ft Tunable White
Power consumption Consumo energia	10,0 W/m • 3,1 W/ft	15,0 W/m • 4,6 W/ft	20,0 W/m • 6,1 W/ft	20,0 W/m • 6,1 W/ft
CCT K	● 1800 ● 2500 ● 3500 ● 2000 ● 2700 ● 4000 ● 2200 ● 3000 ● 5000	● 1800 ● 2500 ● 3500 ● 2000 ● 2700 ● 4000 ● 2200 ● 3000 ● 5000	● 1800 ● 2500 ● 3500 ● 2000 ● 2700 ● 4000 ● 2200 ● 3000 ● 5000	◐ 2200 - 5700 K
CRI **R9** **Rf** @ 3000 K **Rg** @ 3000 K **MacAdam ellipse**	Min 90 Min 50 92 100 3	Min 90 Min 50 92 100 3	Min 90 Min 50 92 100 3	Min 90 Min 50 92 100 3
Delivered lumen output Flusso luminoso emesso ● 3000 K	↓ **T5** – 121 lm/W 1217 lm/m • 371 lm/ft ↓ **O2** – 106 lm/W 1065 lm/m • 325 lm/ft	↓ **T5** – 132 lm/W 1980 lm/m • 604 lm/ft ↓ **O2** – 115 lm/W 1731 lm/m • 528 lm/ft	↓ **T5** – 158 lm/W 3168 lm/m • 966 lm/ft ↓ **O2** – 138 lm/W 2772 lm/m • 845 lm/ft	↓ **T5** – 72 lm/W 1440 lm/m • 439 lm/ft ↓ **O2** – 63 lm/W 1260 lm/m • 384 lm/ft
Input voltage Tensione di ingresso	24 V DC	24 V DC	24 V DC	24 V DC

Hida

Dimensions Dimensioni

Scale/Scala 1:1

TO Adjustable heads with screws
Testatine orientabili con viti

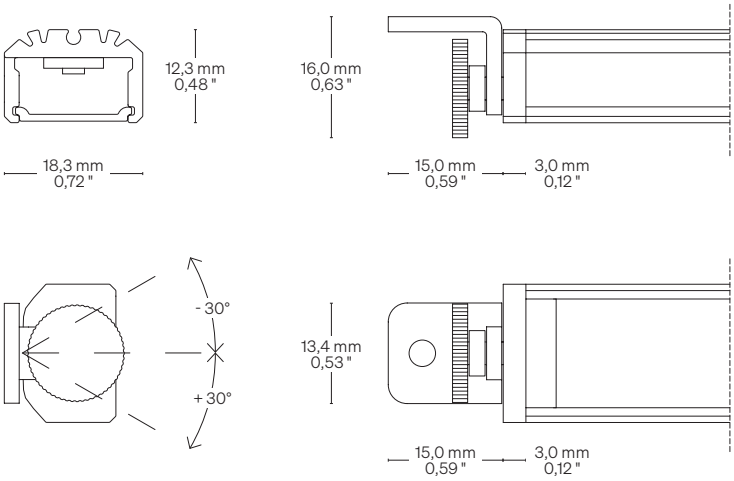

Fastening options Opzioni di fissaggio

TO Adjustable heads with screws
Testatine orientabili con viti



Order code Codice ordine

Basic codes Codici base	**HI144**	Hida 144 LED/m • 44 LED/ft 10,0 W/m • 3,1 W/ft
	HI168	Hida 168 LED/m • 52 LED/ft 15,0 W/m • 4,6 W/ft
	HI182	Hida 182 LED/m • 55 LED/ft 20,0 W/m • 6,1 W/ft
	HI252	Hida TW 252 LED/m • 77 LED/ft 2200 - 5700 K 20,0 W/m • 6,1 W/ft
CCT K CCT K	**18**	1800 K
	20	2000 K
	22	2200 K
	25	2500 K
	27	2700 K
	30	3000 K
	35	3500 K
	40	4000 K
	50	5000 K
Fastening options Opzioni di fissaggio	**TO**	Adjustable heads with screws Testatine orientabili con viti
Screens Schermi	**T5**	Transparent/Trasparente 5
	O2	Opal/Opale 20
Finishing Finitura	**01**	Grey anodized Anodica grigia
Ordering length Lunghezza ordinabile	**--**	→ Specify the custom size or visit formulaluci.com, for standard lenght. → Specificare la misura custom oppure visitare il sito formulaluci.com, per le lunghezze standard.
Order example Esempio ordine	**HI144 18 TO T5 01 • 0,32** Hida, 144 LED/m • 44 LED/ft 10,0 W/m • 3,1 W/ft, Warm White 1800, Adjustable heads with screws, Transparent 5, Grey anodized • 0,32 m Hida, 144 LED/m, 10,0 W/m, Warm White 1800, Testatine orientabili con viti, Trasparente 5, Anodica grigia • 0,32 m	

Hida

Cable outlet Uscita cavi

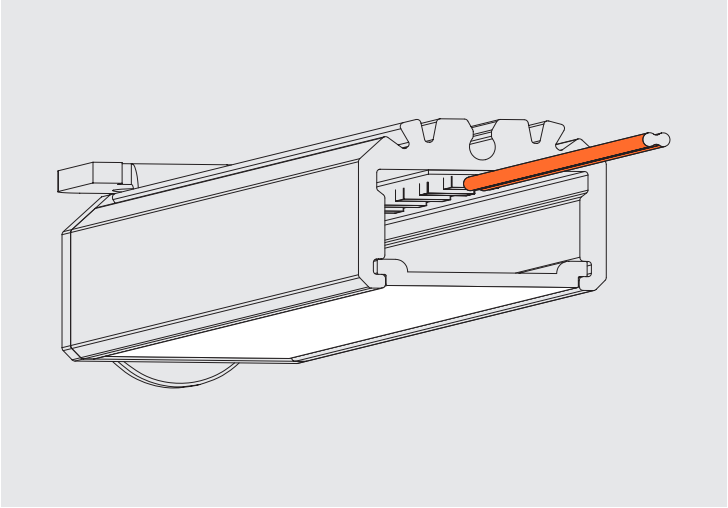

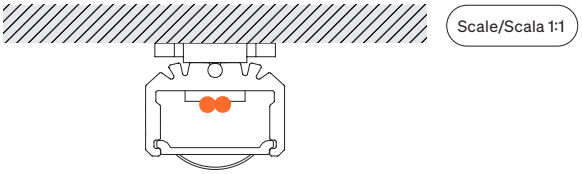

CRI Typical* CRI Tipici*

R9050 – H6 • 3SDCM
High Efficacy
3000 K

CRI: 94,5 (R1-R8)

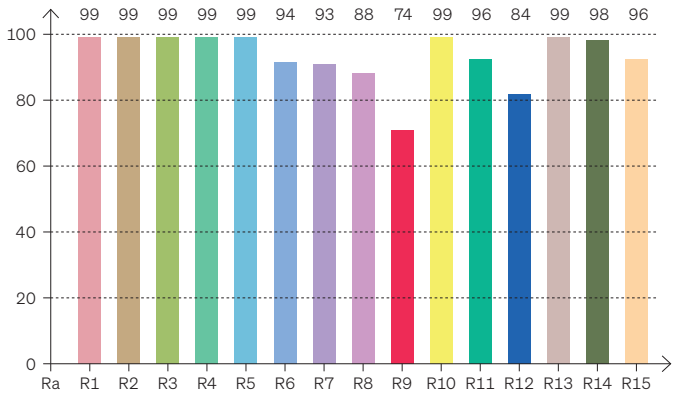

* Values taken from sample measurements
* Valori presi da misurazioni a campione

CRI Values Valori CRI — CCTK: 3000 K

CRI	R1	R2	R3	R4	R5	R6	R7	R8	R9	R10	R11	R12	R13	R14	R15
94,4	99	99	99	99	99	94	93	88	74	99	96	84	99	98	96

Color Parameters Parametri del colore

Color Temperature	Color Render Index	Red Component	Color Fidelity	Color Gamut	Color Quality Scale	Color Coord. CIE 1931	Color Coord. CIE 1931	Color Coordinate	Color Coordinate	Color Diviation from Black Body
CCT K	CRI	CRI R9	TM30 Rf	TM30 Rg	CQS	X	Y	U	V	ΔUV
3042 K	96,2	74,4	92,2	100,5	92,9	0,441	0,399	0,255	0,347	-0,0009

FULL SPECTRUM • 3SDCM
OPTISOLIS ™
3000 K

CRI: 97,0 (R1-R8)

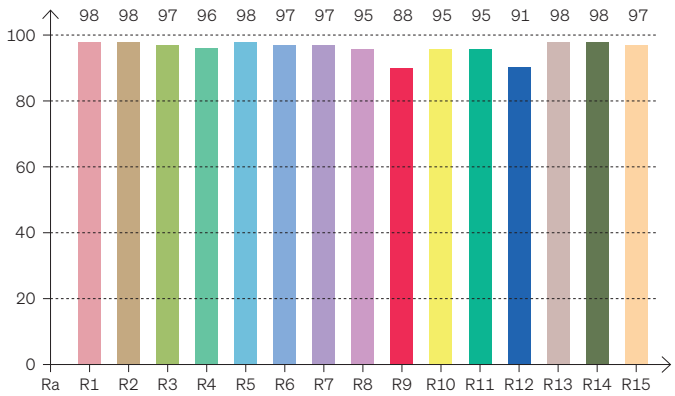

* Values taken from sample measurements
* Valori presi da misurazioni a campione

CRI Values Valori CRI — CCTK: 3000 K

CRI	R1	R2	R3	R4	R5	R6	R7	R8	R9	R10	R11	R12	R13	R14	R15
97,0	98	98	97	96	98	97	97	95	88	95	95	91	98	98	97

Color Parameters Parametri del colore

Color Temperature	Color Render Index	Red Component	Color Fidelity	Color Gamut	Color Quality Scale	Color Coord. CIE 1931	Color Coord. CIE 1931	Color Coordinate	Color Coordinate	Color Diviation from Black Body
CCT K	CRI	CRI R9	TM30 Rf	TM30 Rg	CQS	X	Y	U	V	ΔUV
3059 K	97,0	88,0	94,8	102,8	94,5	0,432	0,400	0,249	0,346	-0,0008

Warnings Avvertenze

The installation of the product, must be done as illustrated in the catalogue or inside the technical data-sheet that can be asked to the manufacturer. An installation performed differently from the one indicated may compromise the durability and characteristics of the product itself.

An installation performed differently from the one indicated may compromise the durability and characteristics of the product. Unsuitable cross-section / length of the cable can negatively affect the lighting power of the product. If Power supplies, even those with a plastic case, are located in spaces that are too small for their dimensions; they will be subjected to dissipation problems that will compromise their functionality. Silicones or resins subjected to temperature changes and used near the product, if not in accordance with the specifications issued by the manufacturer, they can seriously damage the LED component. The products can not be modified without any authorization by the manufacturer.

L'installazione del prodotto, dovrà eseguirsi come illustrato nel catalogo o nella documentazione tecnica richiedibile al produttore. Un'installazione eseguita diversamente da quella indicata, può compromettere la durata e le caratteristiche del prodotto.

Prima dell'installazione verificare la corretta sezione del cavo collegato tra LED e alimentatore. Sezione / lunghezza del cavo non congrui, possono alterare in negativo la luminosità del prodotto. Gli alimentatori, anche quelli con contenitore plastico, inseriti in spazi troppo piccoli, saranno soggetti a problemi di dissipazione che comprometteranno la loro funzionalità. Siliconi o resine soggetti a sbalzi di temperature e utilizzati in prossimità del prodotto, se non conformi alle specifiche rilasciate dal produttore possono danneggiare gravemente il componente LED. I prodotti non possono essere modificati senza autorizzazione da parte del produttore.