Mirage

144 LED/m • 44 LED/ft
10,0 W/m • 3,1 W/ft
168 LED/m • 52 LED/ft
15,0 W/m • 4,6 W/ft
182 LED/m • 55 LED/ft
20,0 W/m • 6,1 W/ft
TW - 252 LED/m • 77 LED/ft Tunable White
20,0 W/m • 6,1 W/ft

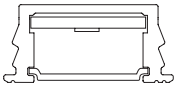

22,5 × 10,0 mm
0,89 × 0,39 "



Mirage

Sharp

Body Corpo

Recessed symmetrical linear profile Profilo lineare simmetrico per incasso		
Fastening Fissaggio	Pressure	A pressione
Screen Schermo	Transparent 5 (Screening 5%) Opal 20 (Screening 20%)	Trasparente 5 (Schermatura 5%) Opale 20 (Scherm. 20%)
Wiring set Cavo alimentazione	2000 mm • 78,74 "	2000 mm
Custom size Lunghezza ordinabile	Up to 2000 mm • 78,74 "	Fino a 2000 mm
Finishing Finitura	● Grey anodized (Standard) → On request other finishes ● Anodica grigia (Standard) → Su richiesta altre finiture	
Listings and marks Certificazioni e marchi	CE UKCA IP20 F	
Where we produce Dove produciamo	Made in Italy	
LED (See page CRI) LED (Vedi pagina CRI)	NICHIA Standard On request	

Light Luce

Light source Sorgente luminosa	144LED/m • 44 LED/ft	168LED/m • 52 LED/ft	182LED/m • 55 LED/ft	TW - 252LED/m • 77 LED/ft Tunable White
Power consumption Consumo energia	10,0 W/m • 3,1 W/ft	15,0 W/m • 4,6 W/ft	20,0 W/m • 6,1 W/ft	20,0 W/m • 6,1 W/ft
CCT K	● 1800 ● 2500 ● 3500 ● 2000 ● 2700 ● 4000 ● 2200 ● 3000 ● 5000	● 1800 ● 2500 ● 3500 ● 2000 ● 2700 ● 4000 ● 2200 ● 3000 ● 5000	● 1800 ● 2500 ● 3500 ● 2000 ● 2700 ● 4000 ● 2200 ● 3000 ● 5000	◐ 2200 - 5700 K
CRI **R9** **Rf** @ 3000 K **Rg** @ 3000 K **MacAdam ellipse**	Min 90 Min 50 92 100 3	Min 90 Min 50 92 100 3	Min 90 Min 50 92 100 3	Min 90 Min 50 92 100 3
Delivered lumen output Flusso luminoso emesso ● 3000 K	↓ **O2** – 99 lm/W 990 lm/m • 302 lm/ft	↓ **O2** – 107 lm/W 1605 lm/m • 489 lm/ft	↓ **O2** – 119 lm/W 2389 lm/m • 728 lm/ft	↓ **O2** – 63 lm/W 1265 lm/m • 385 lm/ft
Input voltage Tensione di ingresso	24 V DC	24 V DC	24 V DC	24 V DC

Mirage

Dimensions Dimensioni

Scale/Scala 1:1

P Pressure
A pressione

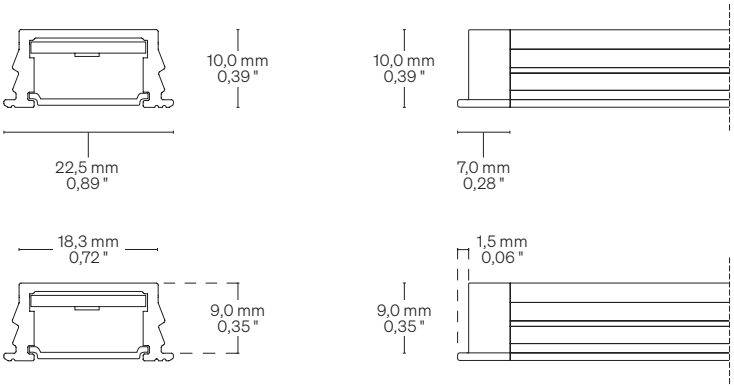

Fastening options Opzioni di fissaggio

P Pressure (Milling size: 20,0 mm • Ø 0,79 ")
A pressione (Dimensione fresatura: 20,0 mm)

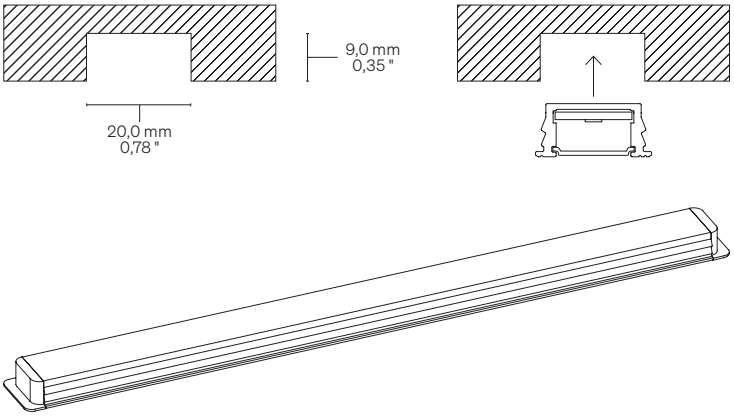

Order code Codice ordine

Basic code Codice base	**MA144**	Mirage 144 LED/m • 44 LED/ft 10,0 W/m • 3,1 W/ft
	MA168	Mirage 168 LED/m • 52 LED/ft 15,0 W/m • 4,6 W/ft
	MA182	Mirage 182 LED/m • 55 LED/ft 20,0 W/m • 6,1 W/ft
	MA252	Mirage TW 252 LED/m • 77 LED/ft 2200 - 5700 K 20,0 W/m • 6,1 W/ft
CCT K CCT K	**18**	1800 K
	20	2000 K
	22	2200 K
	25	2500 K
	27	2700 K
	30	3000 K
	35	3500 K
	40	4000 K
	50	5000 K
Screen Schermo	**T5**	Transparent/Trasparente 5
	O2	Opal/Opale 20
Finishing Finitura	**01**	Grey anodized Anodica grigia
Ordering length Lunghezza ordinabile	**--**	→ Specify the custom size or visit formulaluci.com, for standard lenght. → Specificare la misura custom oppure visitare il sito formulaluci.com, per le lunghezze standard.

Order example
Esempio ordine

MA144 18 T5 01 • 0,32

Mirage, 144 LED/m • 44 LED/ft, 10,0 W/m • 3,1 W/ft, Warm White 1800, Transparent 5 Screen, Grey anodized • 0,32 m

Mirage, 144 LED/m, 10,0 W/m, Warm White 1800, Schermo trasparente 5, Anodica grigia • 0,32 m

Mirage

Cable outlet Uscita cavi

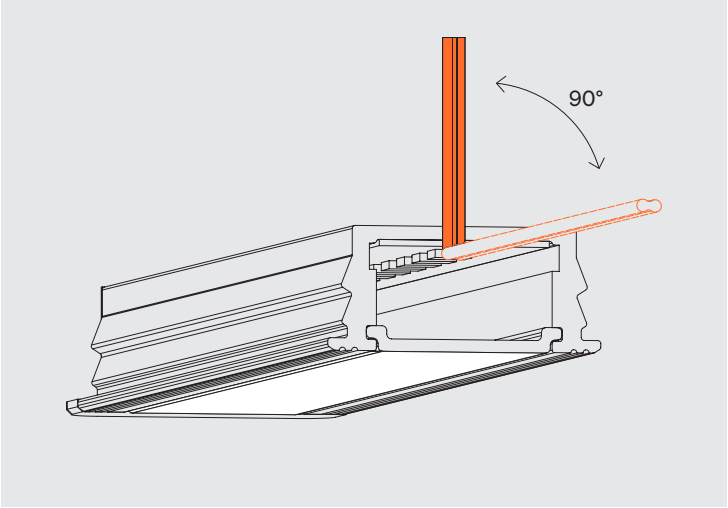

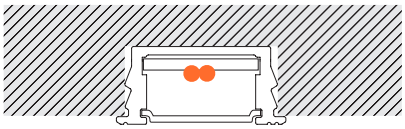

Scale/Scala 1:1

CRI Typical* CRI Tipici*

R9050 – H6 • 3SDCM
High Efficacy
3000 K

CRI: 94,5 (R1-R8)

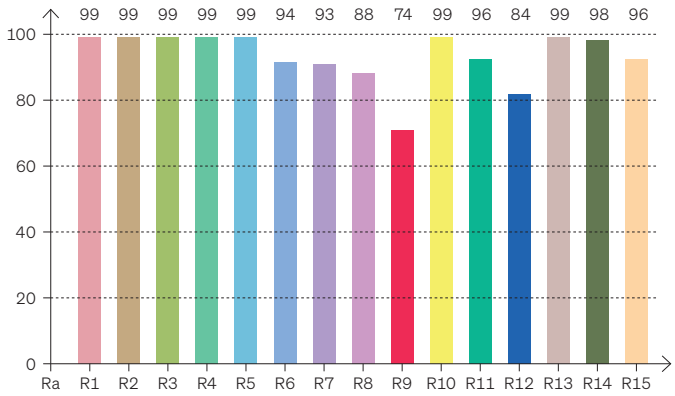

* Values taken from sample measurements
* Valori presi da misurazioni a campione

CRI Values Valori CRI — CCTK: 3000 K

CRI	R1	R2	R3	R4	R5	R6	R7	R8	R9	R10	R11	R12	R13	R14	R15
94,4	99	99	99	99	99	94	93	88	74	99	96	84	99	98	96

Color Parameters Parametri del colore

Color Temperature	Color Render Index	Red Component	Color Fidelity	Color Gamut	Color Quality Scale	Color Coord. CIE 1931	Color Coord. CIE 1931	Color Coordinate	Color Coordinate	Color Diviation from Black Body
CCT K	CRI	CRI R9	TM30 Rf	TM30 Rg	CQS	X	Y	U	V	ΔUV
3042 K	96,2	74,4	92,2	100,5	92,9	0,441	0,399	0,255	0,347	-0,0009

FULL SPECTRUM • 3SDCM
OPTISOLIS ™
3000 K

CRI: 97,0 (R1-R8)

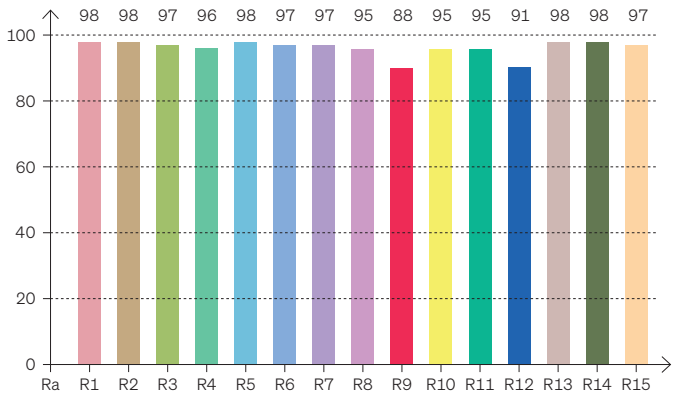

* Values taken from sample measurements
* Valori presi da misurazioni a campione

CRI Values Valori CRI — CCTK: 3000 K

CRI	R1	R2	R3	R4	R5	R6	R7	R8	R9	R10	R11	R12	R13	R14	R15
97,0	98	98	97	96	98	97	97	95	88	95	95	91	98	98	97

Color Parameters Parametri del colore

Color Temperature	Color Render Index	Red Component	Color Fidelity	Color Gamut	Color Quality Scale	Color Coord. CIE 1931	Color Coord. CIE 1931	Color Coordinate	Color Coordinate	Color Diviation from Black Body
CCT K	CRI	CRI R9	TM30 Rf	TM30 Rg	CQS	X	Y	U	V	ΔUV
3059 K	97,0	88,0	94,8	102,8	94,5	0,432	0,400	0,249	0,346	-0,0008

Warnings Avvertenze

The installation of the product, must be done as illustrated in the catalogue or inside the technical data-sheet that can be asked to the manufacturer. An installation performed differently from the one indicated may compromise the durability and characteristics of the product itself.

An installation performed differently from the one indicated may compromise the durability and characteristics of the product. Unsuitable cross-section / length of the cable can negatively affect the lighting power of the product. If Power supplies, even those with a plastic case, are located in spaces that are too small for their dimensions; they will be subjected to dissipation problems that will compromise their functionality. Silicones or resins subjected to temperature changes and used near the product, if not in accordance with the specifications issued by the manufacturer, they can seriously damage the LED component. The products can not be modified without any authorization by the manufacturer.

L'installazione del prodotto, dovrà eseguirsi come illustrato nel catalogo o nella documentazione tecnica richiedibile al produttore. Un'installazione eseguita diversamente da quella indicata, può compromettere la durata e le caratteristiche del prodotto.

Prima dell'installazione verificare la corretta sezione del cavo collegato tra LED e alimentatore. Sezione / lunghezza del cavo non congrui, possono alterare in negativo la luminosità del prodotto. Gli alimentatori, anche quelli con contenitore plastico, inseriti in spazi troppo piccoli, saranno soggetti a problemi di dissipazione che comprometteranno la loro funzionalità. Siliconi o resine soggetti a sbalzi di temperature e utilizzati in prossimità del prodotto, se non conformi alle specifiche rilasciate dal produttore possono danneggiare gravemente il componente LED. I prodotti non possono essere modificati senza autorizzazione da parte del produttore.