

# Nettuno

IP65

**144 LED/m • 44 LED/ft**

10,0 W/m • 3,1 W/ft

**168 LED/m • 52 LED/ft**

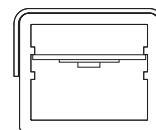
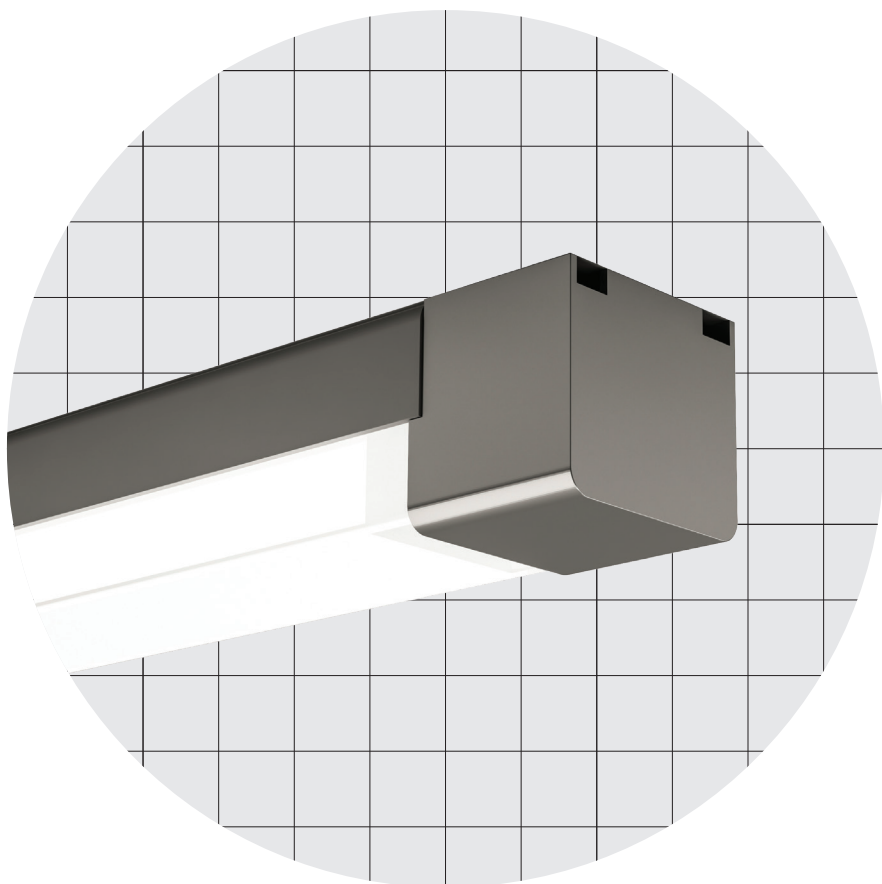
15,0 W/m • 4,6 W/ft

**182 LED/m • 56 LED/ft**

20,0 W/m • 6,1 W/ft

**TW - 252 LED/m • 77 LED/ft Tunable White**

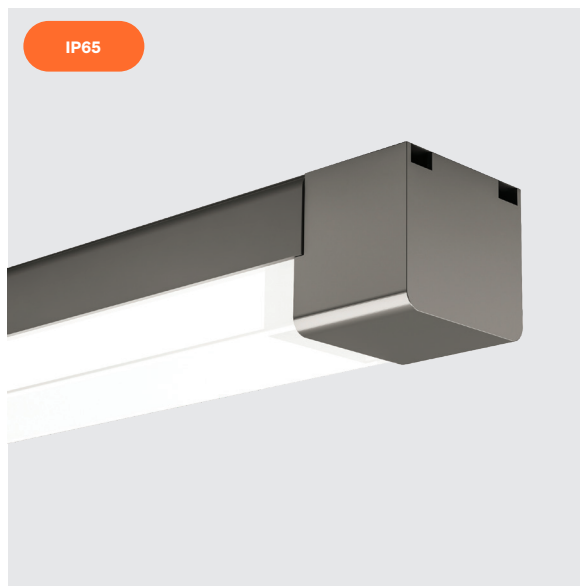
20,0 W/m • 6,1 W/ft



**20,0 × 16,3 mm**  
**0,78 × 0,64 "**

# Nettuno

IP65



Vanish

## Body Corpo

### Symmetrical linear profile

Profilo lineare simmetrico

<b>Fastening</b> Fissaggio	Heads with screws	Testatine con viti
<b>Screen</b> Schermo	Opal OP50 (Screening 50%)	Opale OP50 (Scherm. 50%)
<b>Wiring set</b> Cavo alimentazione	2000 mm • 78,74 "	2000 mm
<b>Custom size</b> Lunghezza ordinabile	2000 mm • 78,74 "	2000 mm
<b>Finishing</b> Finitura	Polish steel and opal white polycarbonate	Acciaio lucido e policarbonato bianco opale

### Listings and marks

Certificazioni e marchi



**LED**  
LED



## Light Luce

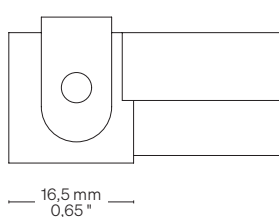
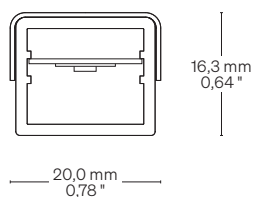
<b>Light source</b> Sorgente luminosa	144 LED/m • 44 LED/ft	168 LED/m • 52 LED/ft	182 LED/m • 56 LED/ft	TW - 252 LED/m • 77 LED/ft Tunable White
<b>Power consumption</b> Consumo energia	10,0 W/m • 3,1 W/ft	15,0 W/m • 4,6 W/ft	20,0 W/m • 6,1 W/ft	20,0 W/m • 6,1 W/ft
<b>CCT K</b>	● 2700 K ● 3000 K ● 3500 K ● 4000 K ● 5000 K	● 2700 K ● 3000 K ● 3500 K ● 4000 K ● 5000 K	● 2700 K ● 3000 K ● 3500 K ● 4000 K ● 5000 K	● 2200 - 5700 K
Mixing on demand Miscelazione su richiesta				
<b>CRI</b> <b>R9</b> <b>Rf @ 3000 K</b> <b>Rg @ 3000 K</b> <b>MacAdam ellipse</b>	Min 90 Min 50 92 100 3	Min 90 Min 50 92 100 3	Min 90 Min 50 92 100 3	Min 90 Min 50 92 100 3
<b>Luminous flux</b> Flusso luminoso ● 3000 K	↓ <b>OP50</b> - 52 lm/W 520 lm/m • 159 lm/ft	↓ <b>OP50</b> - 56 lm/W 846 lm/m • 258 lm/ft	↓ <b>OP50</b> - 65 lm/W 1312 lm/m • 400 lm/ft	↓ <b>OP50</b> - 36 lm/W 720 lm/m • 220 lm/ft
<b>Input voltage</b> Tensione di ingresso	24 V DC	24 V DC	24 V DC	24 V DC

# Nettuno

## Dimensions Dimensioni


Scale/Scala 1:1

**TE** Heads with screws  
Testatine con viti



## Fastening options Opzioni di fissaggio

**TE** Heads with screws  
Testatine con viti



## Order code Codice ordine

**Basic codes**  
Codici base

- **NESF144** Nettuno  
144 LED/m • 44 LED/ft  
10,0 W/m • 3,1 W/ft
- **NESF168** Nettuno  
168 LED/m • 52 LED/ft  
15,0 W/m • 4,6 W/ft
- **NESF182** Nettuno  
182 LED/m • 56 LED/ft  
20,0 W/m • 6,1 W/ft
- **NESF252** Nettuno  
TW 252 LED/m • 77 LED/ft  
● 2200 - 5700 K  
20,0 W/m • 6,1 W/ft

**CCT K**  
CCT K

- **WW27** ● 2700 K
- **WW30** ● 3000 K
- **NW35** ● 3500 K
- **NW** ● 4000 K
- **CW** ● 5000 K

**Fastening options**  
Opzioni di fissaggio

- **TE** Heads with screws  
Testatine con viti

**Screens**  
Schermi

- **OP50** Opal/Opale 50

**Custom size**  
Lunghezza ordinabile

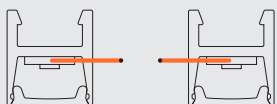
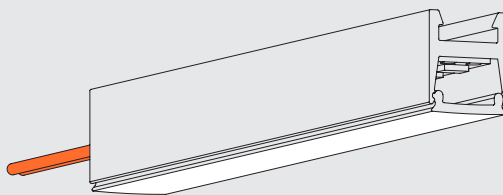
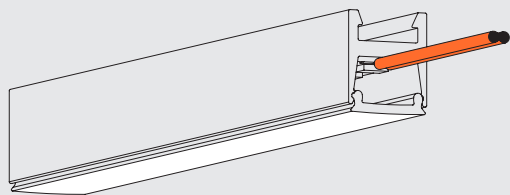
- **--** Specify the size  
Specificare la misura

**Order example**  
Esempio ordine

- **NESF144 WW27 TE OP50 • 0,32**  
  
Nettuno, 144 LED/m • 44 LED/ft  
10,0 W/m • 3,1 W/ft, Warm White 2700,  
Heads with screws, Opal 50 screen • 0,32 m  
  
Nettuno, 144 LED/m, 10,0 W/m,  
Warm White 2700, Testatine con viti,  
Schermo opale 50 • 0,32 m

# Cable outlet Uscita cavi

Right side same to left side Lato destro e sinistro uguali



## Warnings Avvertenze

The installation of the product, must be done as illustrated in the catalogue or inside the technical data-sheet that can be asked to the manufacturer. An installation performed differently from the one indicated may compromise the durability and characteristics of the product itself.

An installation performed differently from the one indicated may compromise the durability and characteristics of the product.

Unsuitable cross-section / length of the cable can negatively affect the lighting power of the product. If Power supplies, even those with a plastic case, are located in spaces that are too small for their dimensions; they will be subjected to dissipation problems that will compromise their functionality. Silicones or resins subjected to temperature changes and used near the product, if not in accordance with the specifications issued by the manufacturer, they can seriously damage the LED component. The products can not be modified without any authorization by the manufacturer.

L'installazione del prodotto, dovrà eseguirsi come illustrato nel catalogo o nella documentazione tecnica richiedibile al produttore. Un'installazione eseguita diversamente da quella indicata, può compromettere la durata e le caratteristiche del prodotto.

Prima dell'installazione verificare la corretta sezione del cavo collegato tra LED e alimentatore.

Sezione / lunghezza del cavo non congrui, possono alterare in negativo la luminosità del prodotto. Gli alimentatori, anche quelli con contenitore plastico, inseriti in spazi troppo piccoli, saranno soggetti a problemi di dissipazione che comprometteranno la loro funzionalità. Siliconi o resine soggetti a sbalzi di temperature e utilizzati in prossimità del prodotto, se non conformi alle specifiche rilasciate dal produttore possono danneggiare gravemente il componente LED. I prodotti non possono essere modificati senza autorizzazione da parte del produttore.