

# Oslo

**144 LED/m • 44 LED/ft**

10,0 W/m • 3,1 W/ft

**168 LED/m • 52 LED/ft**

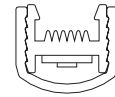
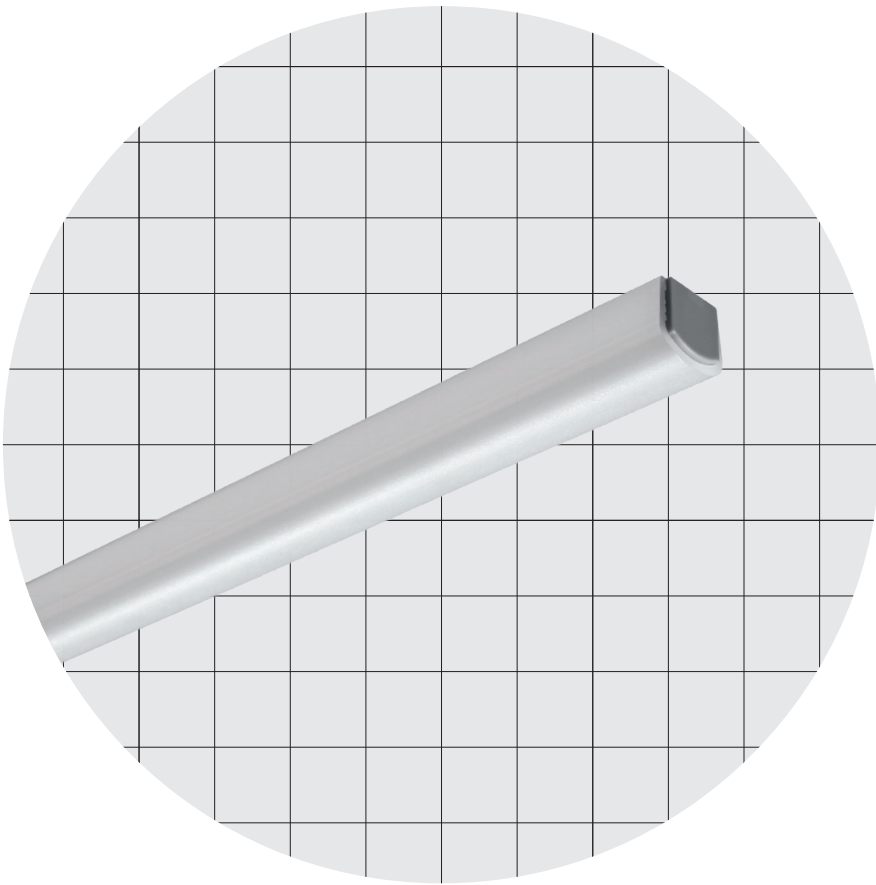
15,0 W/m • 4,6 W/ft

**182 LED/m • 56 LED/ft**

20,0 W/m • 6,1 W/ft

**TW - 252 LED/m • 77 LED/ft Tunable White**

20,0 W/m • 6,1 W/ft



**13,5 × 11,7 mm**  
**0,53 × 0,46 "**



Vanish

## Body Corpo

### Symmetrical linear profile

Profilo lineare simmetrico

<b>Fastening</b> Fissaggio	Caps + Plastic clips Caps + Magnets Heads with screws	Tappi + Clip in plastica Tappi + Magneti Testatine con viti
<b>Screen</b> Schermo	Opal OP50 (Screening 50%)	Opale OP50 (Scherm. 50%)
<b>Wiring set</b> Cavo alimentazione	2000 mm • 78,74 "	2000 mm
<b>Custom size</b> Lunghezza ordinabile	Up to 3000 mm • 118,10 "	Fino a 3000 mm
<b>Finishing</b> Finitura	Satin polycarbonate	Polycarbonato satinato

### Listings and marks

Certificazioni e marchi



### LED

LED



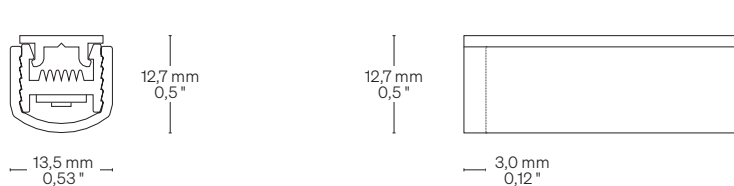
## Light Luce

<b>Light source</b> Sorgente luminosa	144 LED/m • 44 LED/ft	168 LED/m • 52 LED/ft	182 LED/m • 56 LED/ft	TW - 252 LED/m • 77 LED/ft Tunable White
<b>Power consumption</b> Consumo energia	10,0 W/m • 3,1 W/ft	15,0 W/m • 4,6 W/ft	20,0 W/m • 6,1 W/ft	20,0 W/m • 6,1 W/ft
<b>CCT K</b>	● 2700 K ● 3000 K ● 3500 K ● 4000 K ● 5000 K	● 2700 K ● 3000 K ● 3500 K ● 4000 K ● 5000 K	● 2700 K ● 3000 K ● 3500 K ● 4000 K ● 5000 K	● 2200 - 5700 K
Mixing on demand Miscelazione su richiesta				
<b>CRI</b>	Min 90	Min 90	Min 90	Min 90
<b>R9</b>	Min 50	Min 50	Min 50	Min 50
<b>Rf @ 3000 K</b>	92	92	92	92
<b>Rg @ 3000 K</b>	100	100	100	100
<b>MacAdam ellipse</b>	3	3	3	3
<b>Luminous flux</b> Flusso luminoso ● 3000 K	↓ <b>OP50</b> - 71 lm/W 715 lm/m • 218 lm/ft	↓ <b>OP50</b> - 77 lm/W 1165 lm/m • 355 lm/ft	↓ <b>OP50</b> - 90 lm/W 1804 lm/m • 550 lm/ft	↓ <b>OP50</b> - 49 lm/W 990 lm/m • 302 lm/ft
<b>Input voltage</b> Tensione di ingresso	24 V DC	24 V DC	24 V DC	24 V DC

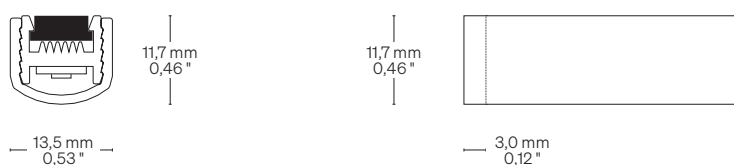
## Dimensions Dimensioni

Scale/Scala 1:1

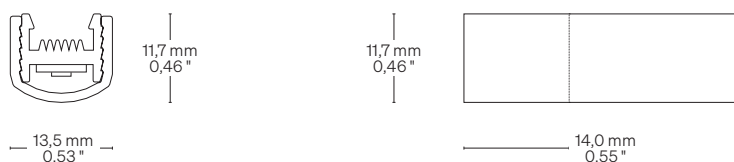
### TA Caps + Plastic clips Tappi + Clip in plastica



### TAM Caps + Magnets Tappi + Magneti




### TE Heads with screws Testatine con viti




## Fastening options Opzioni di fissaggio


### TA Caps + Plastic clips Tappi + Clip in plastica



### TAM Caps + Magnets Tappi + Magneti



### TE Heads with screws Testatine con viti



## Order code Codice ordine

### Basic codes Codici base

<b>OSF144</b>	Oslo 144 LED/m • 44 LED/ft 10,0 W/m • 3,1 W/ft
<b>OSF168</b>	Oslo 168 LED/m • 52 LED/ft 15,0 W/m • 4,6 W/ft
<b>OSF182</b>	Oslo 182 LED/m • 56 LED/ft 20,0 W/m • 6,1 W/ft
<b>OSF252</b>	Oslo TW 252 LED/m • 77 LED/ft ● 2200 - 5700 K 20,0 W/m • 6,1 W/ft

### CCT K CCT K

<b>WW27</b>	● 2700 K
<b>WW30</b>	● 3000 K
<b>NW35</b>	● 3500 K
<b>NW</b>	● 4000 K
<b>CW</b>	● 5000 K

### Fastening options Opzioni di fissaggio

<b>TA</b>	Caps + Plastic clips Tappi + Clip in plastica
<b>TAM</b>	Caps + Magnets Tappi + Magneti
<b>TE</b>	Heads with screws Testatine con viti

### Screens Schermi

<b>OP50</b>	Opal/Opale 50
-------------	---------------

### Custom size Lunghezza ordinabile

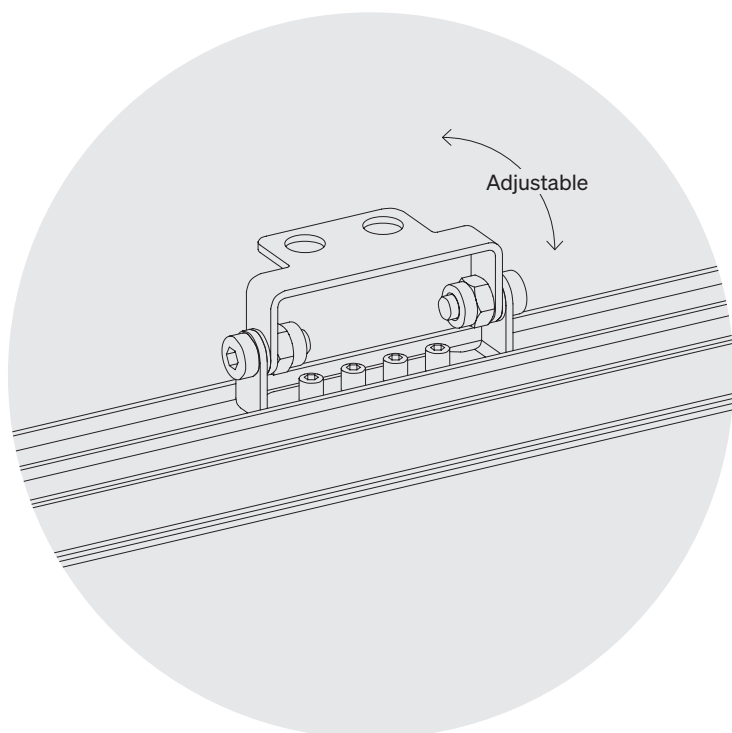
--	Specify the size Specificare la misura
----	---

### Order example Esempio ordine

<b>OSF144 WW27 TA OP50 • 0,32</b>	Oslo, 144 LED/m • 44 LED/ft 10,0 W/m • 3,1 W/ft, Warm White 2700, Caps + Plastic clips, Opal 50 screen • 0,32 m
	Oslo, 144 LED/m, 10,0 W/m, Warm White 2700, Tappi + Clip in plastica, Schermo opale 50 • 0,32 m

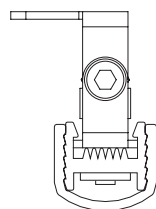
**TCA** Caps + Adjustable system  
Tappi + Sistema orientabile

Write to us for details: [info@formulaluci.com](mailto:info@formulaluci.com)  
Scrivici per i dettagli: [info@formulaluci.com](mailto:info@formulaluci.com)

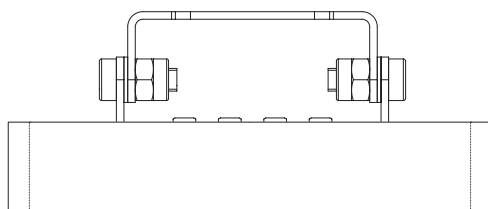


15,5 mm  
0,61"

40,5 mm  
1,59"

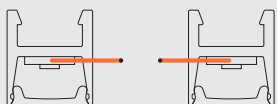
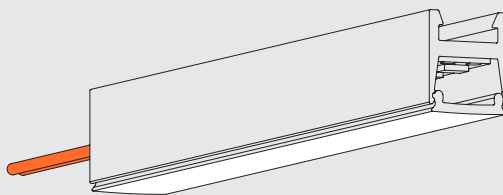
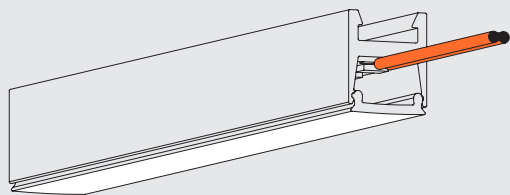


14,5 mm  
0,57"



# Cable outlet Uscita cavi

Right side same to left side Lato destro e sinistro uguali



## Warnings Avvertenze

The installation of the product, must be done as illustrated in the catalogue or inside the technical data-sheet that can be asked to the manufacturer.

An installation performed differently from the one indicated may compromise the durability and characteristics of the product itself.

An installation performed differently from the one indicated may compromise the durability and characteristics of the product.

Unsuitable cross-section / length of the cable can negatively affect the lighting power of the product. If Power supplies, even those with a plastic case, are located in spaces that are too small for their dimensions; they will be subjected to dissipation problems that will compromise their functionality. Silicones or resins subjected to temperature changes and used near the product, if not in accordance with the specifications issued by the manufacturer, they can seriously damage the LED component. The products can not be modified without any authorization by the manufacturer.

L'installazione del prodotto, dovrà eseguirsi come illustrato nel catalogo o nella documentazione tecnica richiedibile al produttore. Un'installazione eseguita diversamente da quella indicata, può compromettere la durata e le caratteristiche del prodotto.

Prima dell'installazione verificare la corretta sezione del cavo collegato tra LED e alimentatore.

Sezione / lunghezza del cavo non congrui, possono alterare in negativo la luminosità del prodotto. Gli alimentatori, anche quelli con contenitore plastico, inseriti in spazi troppo piccoli, saranno soggetti a problemi di dissipazione che comprometteranno la loro funzionalità. Siliconi o resine soggetti a sbalzi di temperature e utilizzati in prossimità del prodotto, se non conformi alle specifiche rilasciate dal produttore possono danneggiare gravemente il componente LED. I prodotti non possono essere modificati senza autorizzazione da parte del produttore.