

Oslo

144 LED/m • 44 LED/ft

10,0 W/m • 3,1 W/ft

168 LED/m • 52 LED/ft

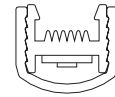
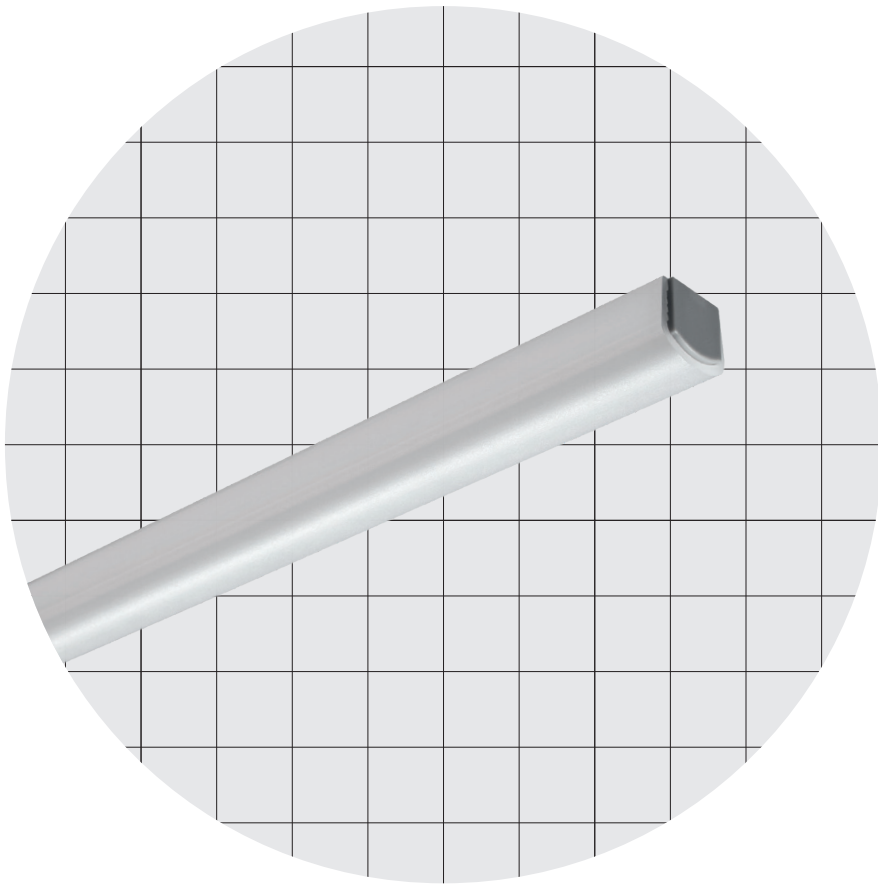
15,0 W/m • 4,6 W/ft

182 LED/m • 55 LED/ft

20,0 W/m • 6,1 W/ft

TW - 252 LED/m • 77 LED/ft Tunable White

20,0 W/m • 6,1 W/ft



13,5 × 11,7 mm
0,53 × 0,46 "



Vanish

Body Corpo

Symmetrical linear profile

Profilo lineare simmetrico

Fastening Fissaggio	Caps + Plastic clips Caps + Magnets Heads with screws Caps + Adjustable brackets	Tappi + Clip in plastica Tappi + Magneti Testatine con viti Tappi + Staffe orientabili
Screen Schermo	Opal OP50 (Screening 50%)	Opale OP50 (Scherm. 50%)
Wiring set Cavo alimentazione	2000 mm • 78,74 "	2000 mm
Custom size Lunghezza ordinabile	Up to 3000 mm • 118,10 "	Fino a 3000 mm
Finishing Finitura	Satin polycarbonate	Policarbonato satinato

Listings and marks

Certificazioni e marchi



Where we produce

Dove produciamo

Made in Italy

LED (See page CRI)

LED (Vedi pagina CRI)



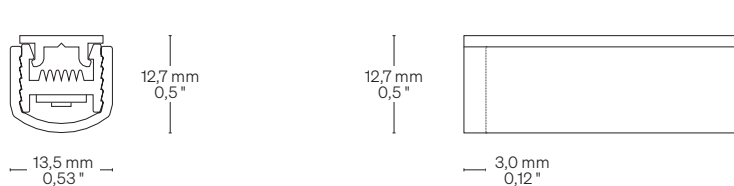
Light Luce

Light source Sorgente luminosa	144 LED/m • 44 LED/ft	168 LED/m • 52 LED/ft	182 LED/m • 55 LED/ft	TW - 252 LED/m • 77 LED/ft Tunable White
Power consumption Consumo energia	10,0 W/m • 3,1 W/ft	15,0 W/m • 4,6 W/ft	20,0 W/m • 6,1 W/ft	20,0 W/m • 6,1 W/ft
CCT K	● 1800 ● 2500 ● 3500 ● 2000 ● 2700 ● 4000 ● 2200 ● 3000 ● 5000	● 1800 ● 2500 ● 3500 ● 2000 ● 2700 ● 4000 ● 2200 ● 3000 ● 5000	● 1800 ● 2500 ● 3500 ● 2000 ● 2700 ● 4000 ● 2200 ● 3000 ● 5000	● 2200 - 5700 K
CRI R9 Rf @ 3000 K Rg @ 3000 K MacAdam ellipse	Min 90 Min 50 92 100 3	Min 90 Min 50 92 100 3	Min 90 Min 50 92 100 3	Min 90 Min 50 92 100 3
Delivered lumen output Flusso luminoso emesso ● 3000 K	↓ OP50 - 71 lm/W 836 lm/m • 255 lm/ft	↓ OP50 - 91 lm/W 1363 lm/m • 416 lm/ft	↓ OP50 - 99 lm/W 1984 lm/m • 605 lm/ft	↓ OP50 - 49 lm/W 990 lm/m • 302 lm/ft
Input voltage Tensione di ingresso	24 V DC	24 V DC	24 V DC	24 V DC

Dimensions Dimensioni

Scale/Scala 1:1

TA Caps + Plastic clips Tappi + Clip in plastica



TAM Caps + Magnets Tappi + Magneti




TE Heads with screws Testatine con viti




Fastening options Opzioni di fissaggio


TA Caps + Plastic clips Tappi + Clip in plastica



TAM Caps + Magnets Tappi + Magneti



TE Heads with screws Testatine con viti



Order code Codice ordine

Basic codes Codici base

OSF144	Oslo 144 LED/m • 44 LED/ft 10,0 W/m • 3,1 W/ft
OSF168	Oslo 168 LED/m • 52 LED/ft 15,0 W/m • 4,6 W/ft
OSF182	Oslo 182 LED/m • 55 LED/ft 20,0 W/m • 6,1 W/ft
OSF252	Oslo TW 252 LED/m • 77 LED/ft ● 2200 - 5700 K 20,0 W/m • 6,1 W/ft

CCT K CCT K

WW18	● 1800 K
WW20	● 2000 K
WW22	● 2200 K
WW25	● 2500 K
WW27	● 2700 K
WW30	● 3000 K
NW35	● 3500 K
NW	● 4000 K
CW	● 5000 K

Fastening options Opzioni di fissaggio

TA	Caps + Plastic clips Tappi + Clip in plastica
TAM	Caps + Magnets Tappi + Magneti
TE	Heads with screws Testatine con viti
TCA	Caps + Adjustable brackets Tappi + Staffe orientabili

Screens Schermi

OP50	Opal/Opale 50
-------------	---------------

Ordering length Lunghezza ordinabile

--	→ Specify the custom size or visit formulaluci.com , for standard length. → Specificare la misura custom oppure visitare il sito formulaluci.com , per le lunghezze standard.
----	--

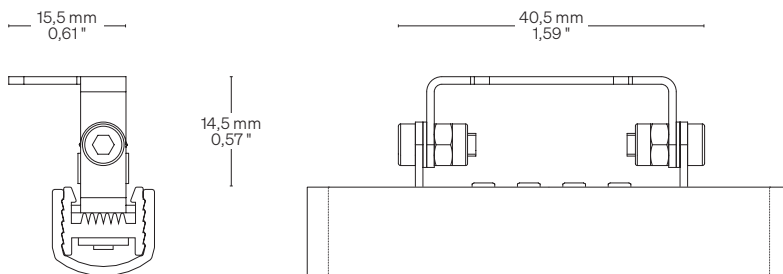
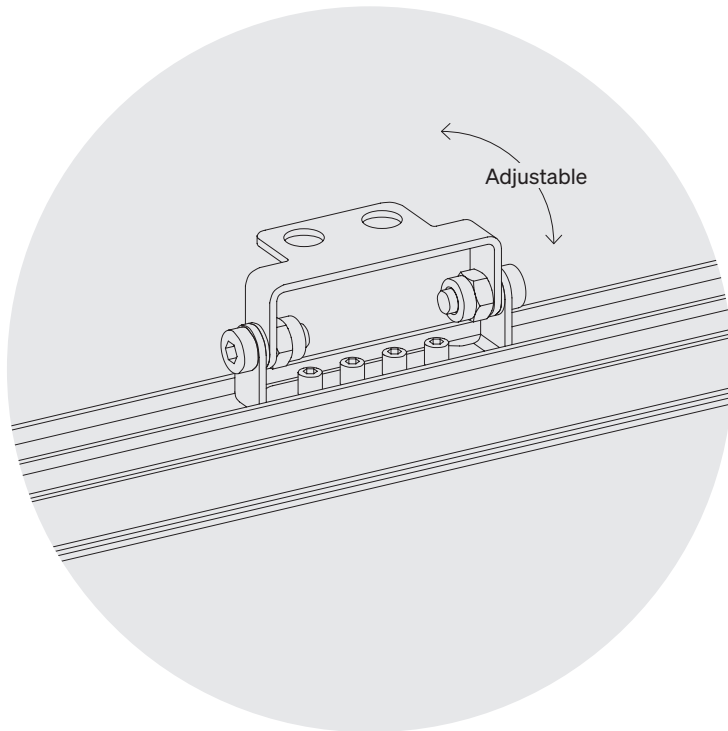
Order example Esempio ordine

OSF144 WW18 TA OP50 • 0,32	Oslo, 144 LED/m • 44 LED/ft 10,0 W/m • 3,1 W/ft, Warm White 1800, Caps + Plastic clips, Opal 50 screen • 0,32 m
	Oslo, 144 LED/m, 10,0 W/m, Warm White 1800, Tappi + Clip in plastica, Schermo opale 50 • 0,32 m

New fastening option Nuova opzione di fissaggio

TCA Caps + Adjustable brackets
Tappi + Staffe orientabili

Write to us for details: info@formulaluci.com
Scrivici per i dettagli: info@formulaluci.com



CRI Typical* CRI Tipici*

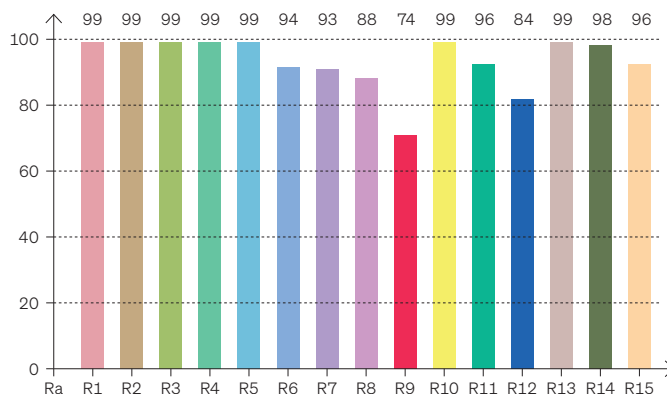


R9050 - H6 • 3SDCM

High Efficacy

● 3000 K

CRI: 94,5 (R1-R8)



* Values taken from sample measurements

* Valori presi da misurazioni a campione

CRI Values Valori CRI

CCTK: ● 3000 K

CRI	R1	R2	R3	R4	R5	R6	R7	R8	R9	R10	R11	R12	R13	R14	R15
94,4	99	99	99	99	99	94	93	88	74	99	96	84	99	98	96

Color Parameters Parametri del colore

Color Temperature	Color Render Index	Red Component	Color Fidelity	Color Gamut	Color Quality Scale	Color Coord. CIE 1931	Color Coord. CIE 1931	Color Coordinate	Color Coordinate	Color Deviation from Black Body
CCT K	CRI	CRI R9	TM30 Rf	TM30 Rg	CQS	X	Y	U	V	ΔUV
3042 K	96,2	74,4	92,2	100,5	92,9	0,441	0,399	0,255	0,347	-0,0009

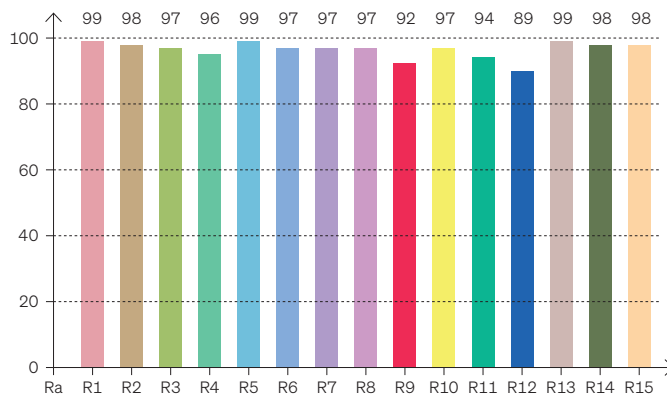


FULL SPECTRUM • 3SDCM

OPTISOLIS™

● 3000 K

CRI: 97,6 (R1-R8)



* Values taken from sample measurements

* Valori presi da misurazioni a campione

CRI Values Valori CRI

CCTK: ● 3000 K

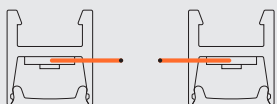
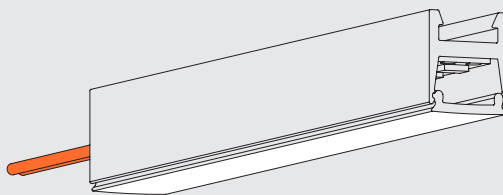
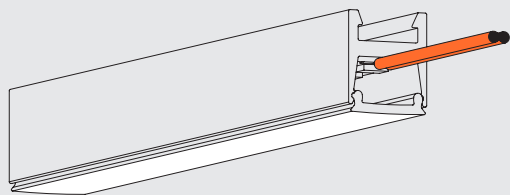
CRI	R1	R2	R3	R4	R5	R6	R7	R8	R9	R10	R11	R12	R13	R14	R15
97,6	99	98	97	96	99	97	97	97	92	97	94	89	99	98	98

Color Parameters Parametri del colore

Color Temperature	Color Render Index	Red Component	Color Fidelity	Color Gamut	Color Quality Scale	Color Coord. CIE 1931	Color Coord. CIE 1931	Color Coordinate	Color Coordinate	Color Deviation from Black Body
CCT K	CRI	CRI R9	TM30 Rf	TM30 Rg	CQS	X	Y	U	V	ΔUV
3491 K	97,6	92,2	95,2	102,7	96,5	0,404	0,386	0,237	0,339	-0,0019

Cable outlet Uscita cavi

Right side same to left side Lato destro e sinistro uguali



Warnings Avvertenze

The installation of the product, must be done as illustrated in the catalogue or inside the technical data-sheet that can be asked to the manufacturer.

An installation performed differently from the one indicated may compromise the durability and characteristics of the product itself.

An installation performed differently from the one indicated may compromise the durability and characteristics of the product.

Unsuitable cross-section / length of the cable can negatively affect the lighting power of the product. If Power supplies, even those with a plastic case, are located in spaces that are too small for their dimensions; they will be subjected to dissipation problems that will compromise their functionality. Silicones or resins subjected to temperature changes and used near the product, if not in accordance with the specifications issued by the manufacturer, they can seriously damage the LED component. The products can not be modified without any authorization by the manufacturer.

L'installazione del prodotto, dovrà eseguirsi come illustrato nel catalogo o nella documentazione tecnica richiedibile al produttore. Un'installazione eseguita diversamente da quella indicata, può compromettere la durata e le caratteristiche del prodotto.

Prima dell'installazione verificare la corretta sezione del cavo collegato tra LED e alimentatore.

Sezione / lunghezza del cavo non congrui, possono alterare in negativo la luminosità del prodotto. Gli alimentatori, anche quelli con contenitore plastico, inseriti in spazi troppo piccoli, saranno soggetti a problemi di dissipazione che comprometteranno la loro funzionalità. Siliconi o resine soggetti a sbalzi di temperature e utilizzati in prossimità del prodotto, se non conformi alle specifiche rilasciate dal produttore possono danneggiare gravemente il componente LED. I prodotti non possono essere modificati senza autorizzazione da parte del produttore.