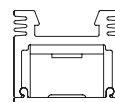
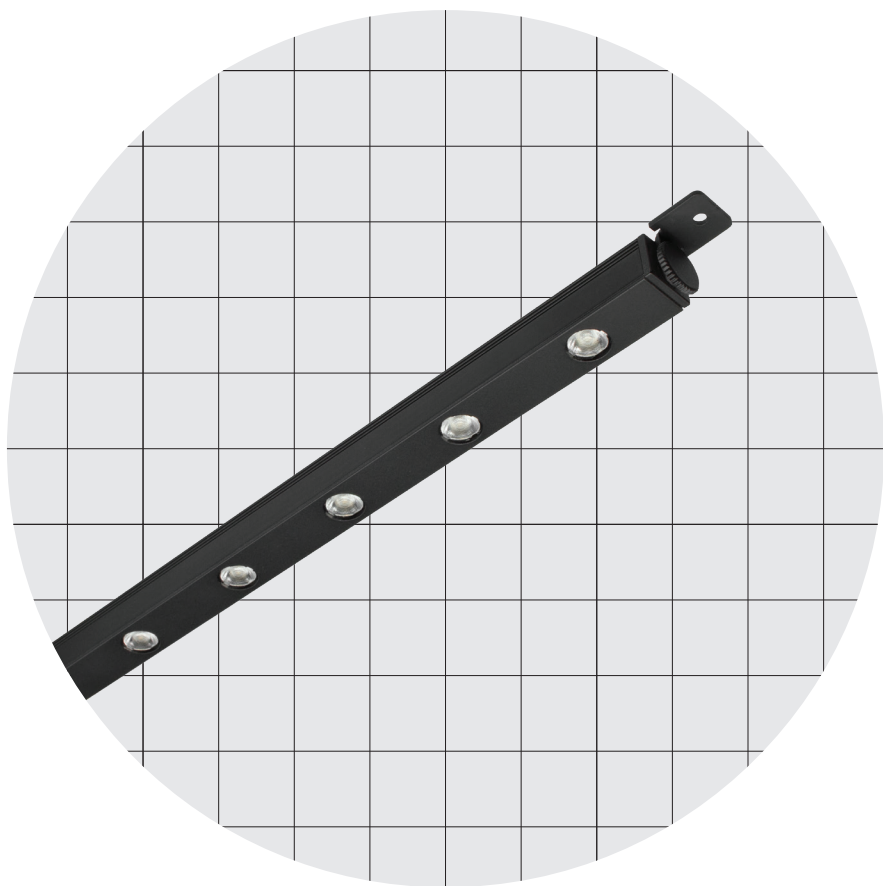


# Plank Optics P4

**P4 → 26 LED/m • 8 LED/ft**  
Up to 26,0 W/m • 7,92 W/ft @ 350mA  
Fino a 26,0 W/m @ 350mA



**14,0 × 12,6 mm**  
**0,55 × 0,50 "**

# Plank Optics P4



Spotted

## Body Corpo

### Spot fixed on adjustable symmetrical linear profile

Spot fissi su profilo lineare simmetrico orientabile

<b>Fastening</b> Fissaggio	Caps + Plastic clips Caps + Magnets Adjustable heads with screws Caps + Adjustable brackets	Tappi + Clip in plastica Tappi + Magnet Testatine orientabili con viti Tappi + Staffe orientabili
-------------------------------	--	--

<b>Optics</b> Ottica	20° • 25° • 38° • 44° • 62° • Oval (45°+25°)	20° • 25° • 38° • 44° • 62° • Oval (45°+25°)
-------------------------	--	--

<b>Wiring set</b> Cavo alimentazione	2000 mm • 78,74 "	2000 mm
---	-------------------	---------

<b>Custom size</b> Lunghezza ordinabile	Caps + Plastic clips: Up to 3000 mm • 118,10 "	Tappi + Clip in plastica: Fino a 3000 mm
	Caps + Magnets: Up to 3000 mm • 118,10 "	Tappi + Magnet: Fino a 3000 mm
	Heads with screws: Up to 1000 mm • 39,37 "	Testatine con viti: Fino a 1500 mm
	Caps + Adjustable brackets: Up to 3000 mm • 118,10 "	Tappi + Staffe orientabili: Fino a 3000 mm

<b>Finishing</b> Finitura	● Black varnish → On request other finishes	● Vernice nera → Su richiesta altre finiture
------------------------------	--	---

**Listings and marks**  
Certificazioni e marchi



**Where we produce**  
Dove produciamo

Made in Italy

**LED (See page CRI)**  
LED (Vedi pagina CRI)

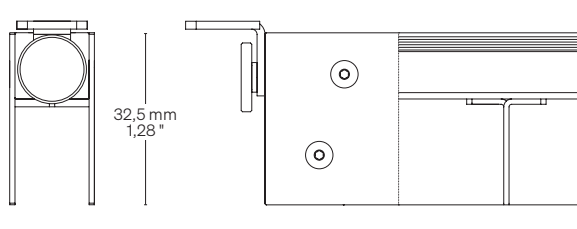


# Plank Optics P4

## Light Luce

<b>Pitch</b> Passo	↓ <b>P4</b> 38,5 mm • 1,52 "
<b>Light source</b> Sorgente luminosa	26 LED/m • 8 LED/ft
<b>Power consumption</b> Consumo energia	27,5 W/m • 8,38 W/ft
<b>CCT K</b>	● 2700 K ● 3000 K ● 3500 K ● 4000 K ● 5000 K
<b>On request/Su richiesta:</b> ● ● Mixing/Miscelazione	
<b>CRI</b> <b>R9</b> <b>Rf @ 3000 K</b> <b>Rg @ 3000 K</b> <b>MacAdam ellipse</b>	Min 90 Min 80 95 102 2
<b>Delivered lumen output</b> Flusso luminoso emesso ● 3000 K	26 × 101 lm
<b>Input current</b> Corrente di ingresso	24 V DC

## Accessory Louvers Accessorio Louvers



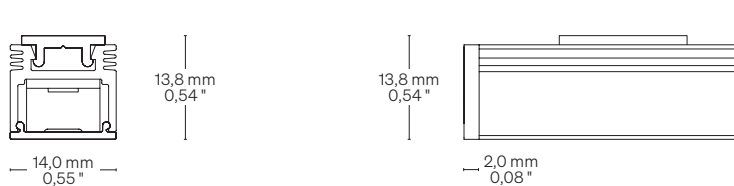
**On request. Please contact us: [sales@formulaluci.com](mailto:sales@formulaluci.com)**  
Su richiesta. Puoi contattarci: [sales@formulaluci.com](mailto:sales@formulaluci.com)

# Plank Optics P4

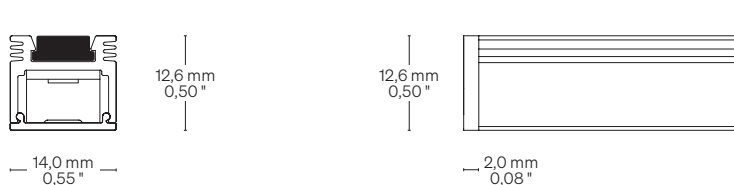
## Dimensions Dimensioni

Scale/Scala 1:1

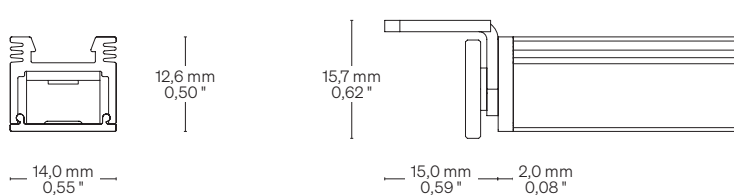
### TA Caps + Plastic clips Tappi + Clip in plastica



### TAM Caps + Magnets Tappi + Magneti




### TO Adjustable heads with screws Testatine orientabili con viti




## Fastening options Opzioni di fissaggio


### TA Caps + Plastic clips Tappi + Clip in plastica



### TAM Caps + Magnets Tappi + Magneti



### TO Adjustable heads with screws Testatine orientabili con viti

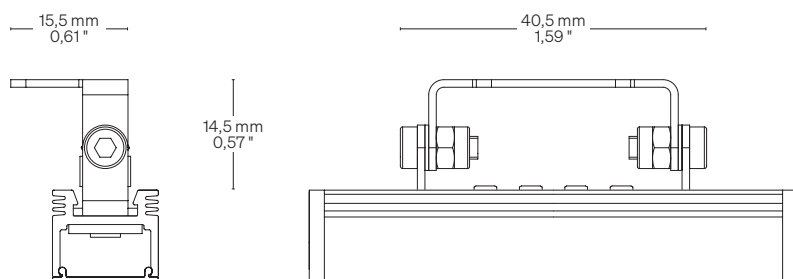
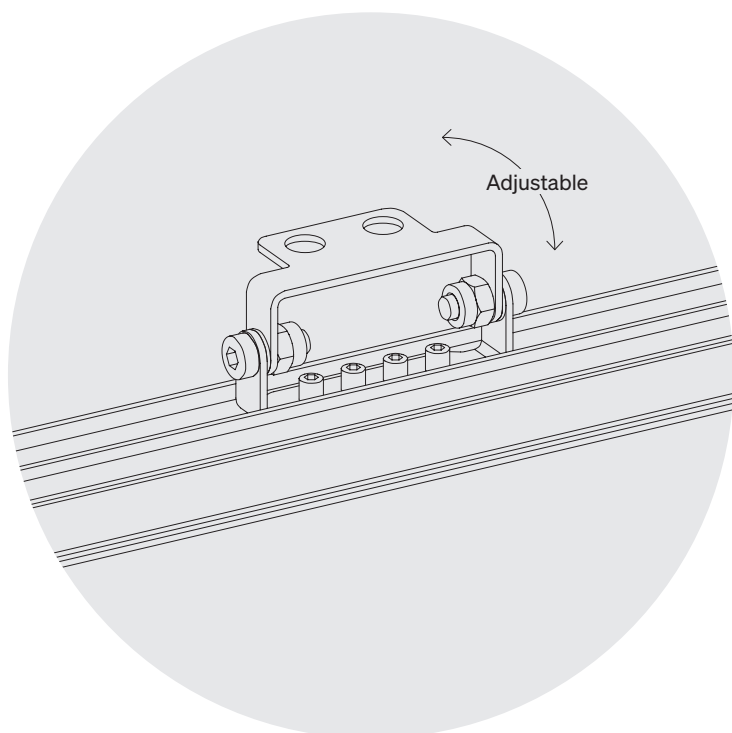


# Plank Optics P4

New fastening option Nuova opzione di fissaggio

**TCA** Caps + Adjustable brackets  
Tappi + Staffe orientabili

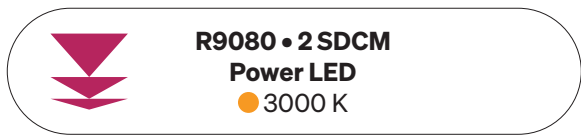
Write to us for details: [info@formulaluci.com](mailto:info@formulaluci.com)  
Scrivici per i dettagli: [info@formulaluci.com](mailto:info@formulaluci.com)



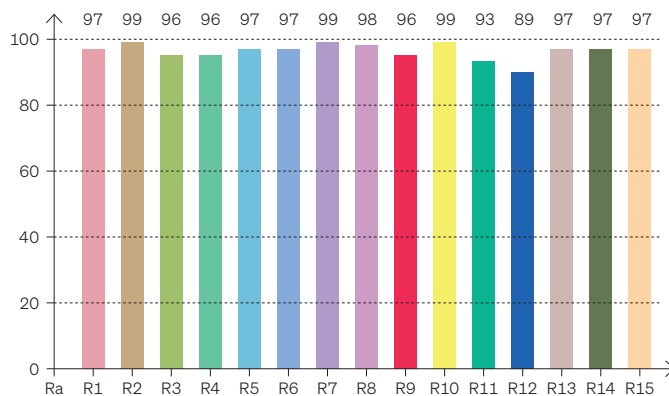
# Plank Optics P4

Order code Codice ordine	
<b>Basic code</b> Codice base	<ul style="list-style-type: none"> <li><b>PK04</b> Plank Optics P4 26 LED/m • 8 LED/ft</li> </ul>
<b>CCT K</b> CCT K	<ul style="list-style-type: none"> <li><b>WW27</b> ● 2700 K</li> <li><b>WW30</b> ● 3000 K</li> <li><b>NW35</b> ● 3500 K</li> <li><b>NW</b> ● 4000 K</li> <li><b>CW</b> ● 5000 K</li> </ul>
<b>Fastening options</b> Opzioni di fissaggio	<ul style="list-style-type: none"> <li><b>TA</b> Caps + Plastic clips Tappi + Clip in plastica</li> <li><b>TAM</b> Caps + Magnets Tappi + Magneti</li> <li><b>TO</b> Adjustable heads with screws Testatine orientabili con viti</li> <li><b>TCA</b> Caps + Adjustable brackets Tappi + Staffe orientabili</li> </ul>
<b>Optics</b> Ottica	<ul style="list-style-type: none"> <li><b>20</b> 20°</li> <li><b>25</b> 25°</li> <li><b>38</b> 38°</li> <li><b>44</b> 44°</li> <li><b>62</b> 62°</li> <li><b>OVAL</b> Oval (45°+25°)</li> </ul>
<b>Accessories</b> Accessori	<ul style="list-style-type: none"> <li><b>LV</b> Louvers/Louvers</li> </ul>
<b>Ordering length</b> Lunghezza ordinabile	<ul style="list-style-type: none"> <li>-- → Specify the custom size or visit <a href="http://formulaluci.com">formulaluci.com</a>, for standard lenght. → Specificare la misura custom oppure visitare il sito <a href="http://formulaluci.com">formulaluci.com</a>, per le lunghezze standard.</li> </ul>
<b>Order example</b> Esempio ordine	<ul style="list-style-type: none"> <li><b>PK04 WW27 TA 20 LV • 0,32</b>  Plank Optics P4, 26 LED/m • 8 LED/ft Warm White 2700, Caps + Plastic clips, 20° Optic, Louvers • 0,32 m  Plank Optics P4, 26 LED/m, Warm White 2700, Tappi + Clip in plastica, Ottica 20°, Louvers • 0,32 m</li> </ul>

# CRI Typical\* CRI Tipici\*



## CRI: 97,4 (R1-R8)



\* Values taken from sample measurements  
\* Valori presi da misurazioni a campione

## CRI Values Valori CRI

CCTK: ● 3000 K

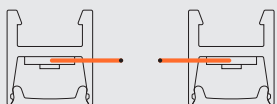
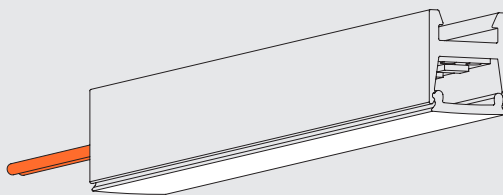
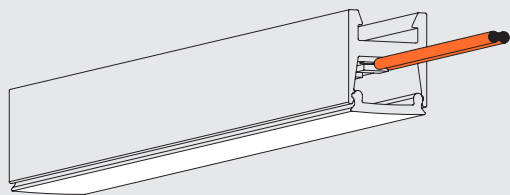
CRI	R1	R2	R3	R4	R5	R6	R7	R8	R9	R10	R11	R12	R13	R14	R15
<b>97,4</b>	97	99	96	96	97	97	99	98	96	99	93	89	97	97	97

## Color Parameters Parametri del colore

Color Temperature	Color Render Index	Red Component	Color Fidelity	Color Gamut	Color Quality Scale	Color Coord. CIE 1931	Color Coord. CIE 1931	Color Coordinate	Color Coordinate	Color Deviation from Black Body
CCT K	CRI	CRI R9	TM30 Rf	TM30 Rg	CQS	X	Y	U	V	$\Delta UV$
3067 K	97,4	96,3	95,8	102,3	96,3	0,431	0,399	0,249	0,346	-0,0010

# Cable outlet Uscita cavi

Right side same to left side Lato destro e sinistro uguali



## Warnings Avvertenze

The installation of the product, must be done as illustrated in the catalogue or inside the technical data-sheet that can be asked to the manufacturer.

An installation performed differently from the one indicated may compromise the durability and characteristics of the product itself.

An installation performed differently from the one indicated may compromise the durability and characteristics of the product.

Unsuitable cross-section / length of the cable can negatively affect the lighting power of the product. If Power supplies, even those with a plastic case, are located in spaces that are too small for their dimensions; they will be subjected to dissipation problems that will compromise their functionality. Silicones or resins subjected to temperature changes and used near the product, if not in accordance with the specifications issued by the manufacturer, they can seriously damage the LED component. The products can not be modified without any authorization by the manufacturer.

L'installazione del prodotto, dovrà eseguirsi come illustrato nel catalogo o nella documentazione tecnica richiedibile al produttore. Un'installazione eseguita diversamente da quella indicata, può compromettere la durata e le caratteristiche del prodotto.

Prima dell'installazione verificare la corretta sezione del cavo collegato tra LED e alimentatore.

Sezione / lunghezza del cavo non congrui, possono alterare in negativo la luminosità del prodotto. Gli alimentatori, anche quelli con contenitore plastico, inseriti in spazi troppo piccoli, saranno soggetti a problemi di dissipazione che comprometteranno la loro funzionalità. Siliconi o resine soggetti a sbalzi di temperature e utilizzati in prossimità del prodotto, se non conformi alle specifiche rilasciate dal produttore possono danneggiare gravemente il componente LED. I prodotti non possono essere modificati senza autorizzazione da parte del produttore.