

# Plank Plus

↓ **Spotlight**

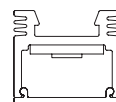
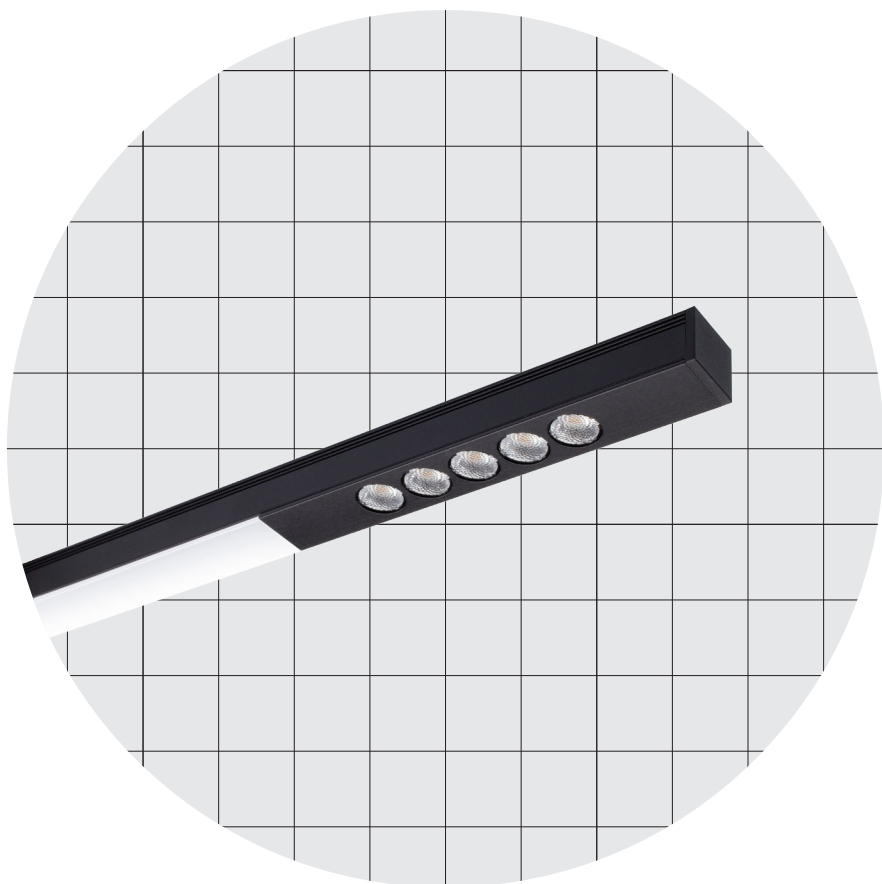
5 LED

4,0 W/Spot

↓ **Linear Light**

168 LED/m • 52 LED/ft

15,0 W/m • 4,6 W/ft



**14,0 × 12,6 mm**  
**0,55 × 0,50 "**

# Plank Plus



## Body Corpo

### Mixed light on symmetrical linear profile

Luce mista su profilo lineare simmetrico

<b>Fastening</b> Fissaggio	Caps + Plastic clips Caps + Magnets Adjustable heads with screws Caps + Adjustable brackets	Tappi + Clip in plastica Tappi + Magneti Testatine orientabili con viti Tappi + Staffe orientabili
<b>Optics</b> Ottica	20° • 25° • 38° • 44° • 62° • OVAL (45°+25°)	20° • 25° • 38° • 44° • 62° • OVAL (45°+25°)
<b>Accessories</b> Accessori	Eyelid	Palpebra
<b>Screen</b> Schermo	Opal OP30 (Screening 30%)	Opale OP30 (Scherm. 30%)
<b>Wiring set</b> Cavo alimentazione	2000 mm • 78,74 "	2000 mm
<b>Custom size</b> Lunghezza ordinabile	Up to 3000 mm • 118,10 "	Fino a 3000 mm
<b>Finishing</b> Finitura	● Black varnish → On request other finishes ● Vernice nera → Su richiesta altre finiture	

### Listings and marks

Certificazioni e marchi



### Where we produce

Dove produciamo

Made in Italy

### LED (See page CRI)

LED (Vedi pagina CRI)



# Plank Plus

## Light Luce

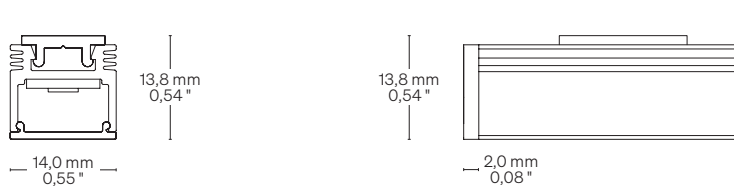
Type Tipologia	↓ <b>Spotlight</b>	↓ <b>Linear Light</b>
<b>Light source</b> Sorgente luminosa	5 LED	168 LED/m • 52 LED/ft
<b>Power consumption</b> Consumo energia	4,0 W / Spot	15,0 W/m • 4,6 W/ft
<b>CCT K</b>	<ul style="list-style-type: none"><li>● 2700 K</li><li>● 3000 K</li><li>● 3500 K</li><li>● 4000 K</li><li>● 5000 K</li></ul>	<ul style="list-style-type: none"><li>● 2700 K</li><li>● 3000 K</li><li>● 3500 K</li><li>● 4000 K</li><li>● 5000 K</li></ul>
<b>On request/Su richiesta: (Linear light only) (Solo linear light)</b> ● ● Mixing/Miscelazione ● ● 2200 K		
<b>CRI</b> <b>R9</b> <b>Rf @ 3000 K</b> <b>Rg @ 3000 K</b> <b>MacAdam ellipse</b>	Min 90 Min 80 95 102 2	Min 90 Min 50 95 102 3
<b>Delivered lumen output</b> Flusso luminoso emesso ● 3000 K	90 lm/W 360 lm / Spot	↓ <b>OP30</b> – 99 lm/W 1486 lm/m • 453 lm/ft
<b>Input voltage</b> Tensione di ingresso	24 V DC	24 V DC

# Plank Plus

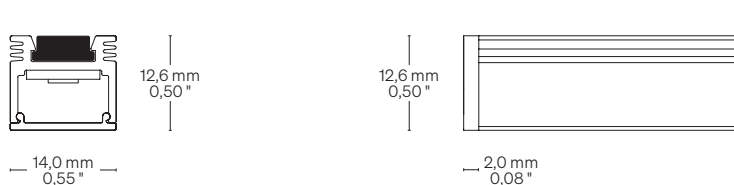
## Dimensions Dimensioni

Scale/Scala 1:1

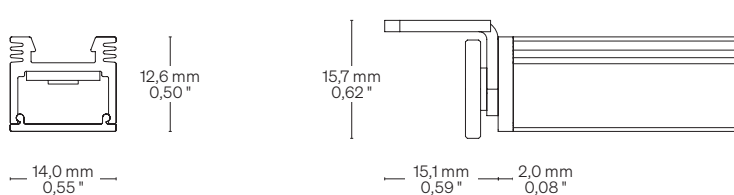
**TA** Caps + Plastic clips  
Tappi + Clip in plastica



**TAM** Caps + Magnets  
Tappi + Magneti




**TO** Adjustable heads with screws  
Testatine orientabili con viti




## Fastening options Opzioni di fissaggio


**TA** Caps + Plastic clips  
Tappi + Clip in plastica



**TAM** Caps + Magnets  
Tappi + Magneti



**TO** Adjustable heads with screws  
Testatine orientabili con viti



## Order code Codice ordine

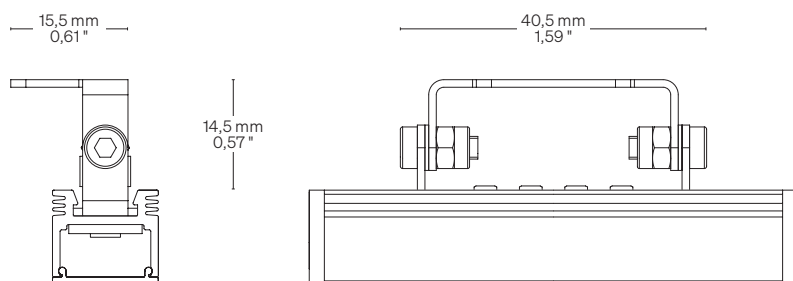
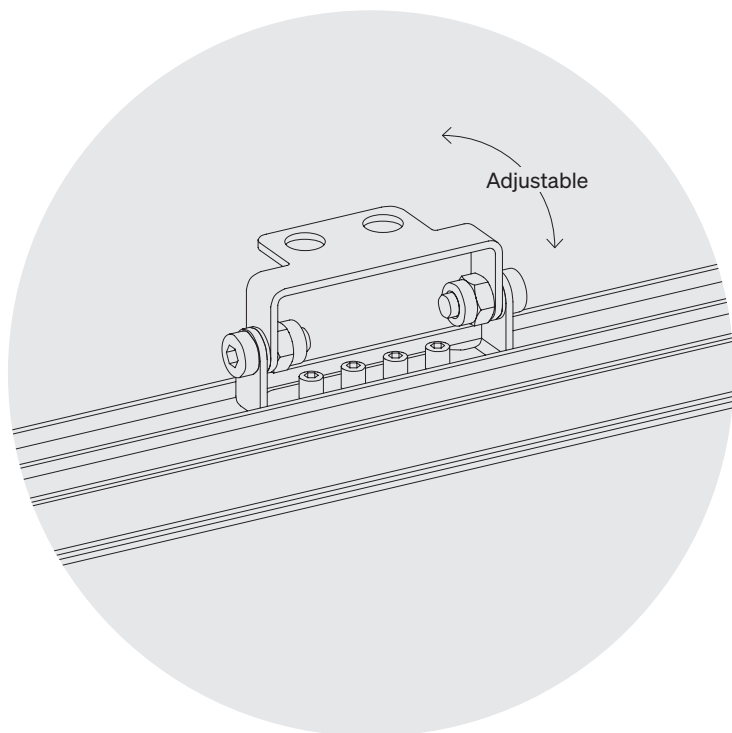
**On request. Please contact us: [sales@formulaluci.com](mailto:sales@formulaluci.com)**  
Su richiesta. Puoi contattarci: [sales@formulaluci.com](mailto:sales@formulaluci.com)

# Plank Plus

New fastening option Nuova opzione di fissaggio

**TCA** Caps + Adjustable brackets  
Tappi + Staffe orientabili

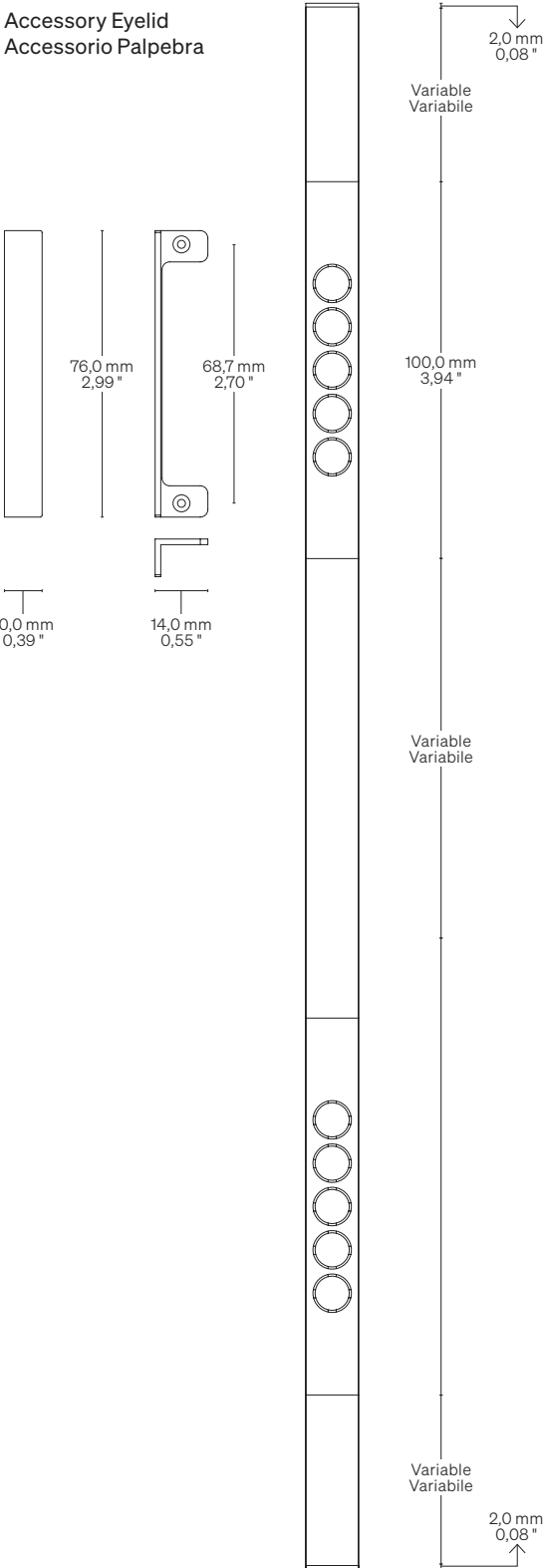
Write to us for details: [info@formulaluci.com](mailto:info@formulaluci.com)  
Scrivici per i dettagli: [info@formulaluci.com](mailto:info@formulaluci.com)



# Plank Plus



Accessory Eyelid  
Accessorio Palpebra



# CRI Typical\* CRI Tipici\*

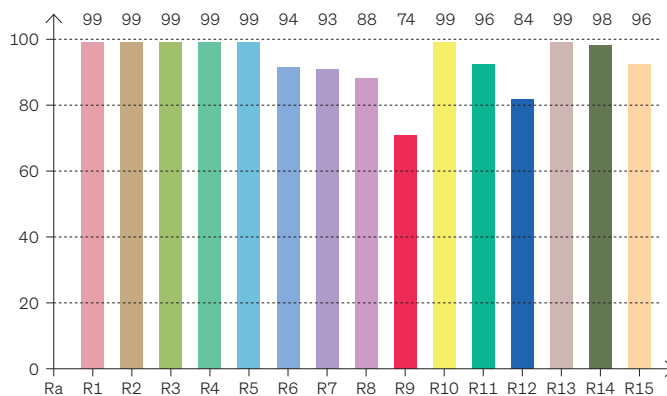


**R9050 - H6 • 3SDCM**

**High Efficacy**

● 3000 K

**CRI: 94,5 (R1-R8)**



\* Values taken from sample measurements  
\* Valori presi da misurazioni a campione

**CRI Values Valori CRI**

**CCTK: ● 3000 K**

CRI	R1	R2	R3	R4	R5	R6	R7	R8	R9	R10	R11	R12	R13	R14	R15
<b>94,4</b>	99	99	99	99	99	94	93	88	74	99	96	84	99	98	96

**Color Parameters Parametri del colore**

Color Temperature	Color Render Index	Red Component	Color Fidelity	Color Gamut	Color Quality Scale	Color Coord. CIE 1931	Color Coord. CIE 1931	Color Coordinate	Color Coordinate	Color Deviation from Black Body
CCT K	CRI	CRI R9	TM30 Rf	TM30 Rg	CQS	X	Y	U	V	$\Delta UV$
3042 K	96,2	74,4	92,2	100,5	92,9	0,441	0,399	0,255	0,347	-0,0009

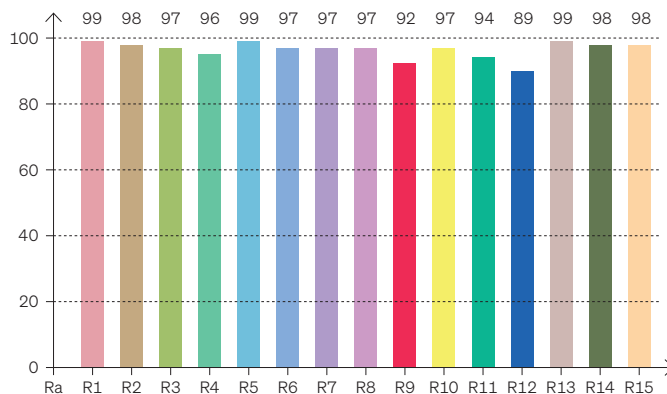


**FULL SPECTRUM • 3SDCM**

**OPTISOLIS™**

● 3000 K

**CRI: 97,6 (R1-R8)**



\* Values taken from sample measurements  
\* Valori presi da misurazioni a campione

**CRI Values Valori CRI**

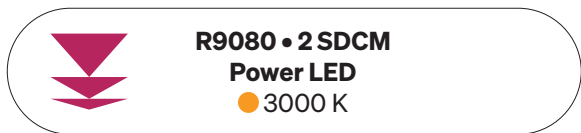
**CCTK: ● 3000 K**

CRI	R1	R2	R3	R4	R5	R6	R7	R8	R9	R10	R11	R12	R13	R14	R15
<b>97,6</b>	99	98	97	96	99	97	97	97	92	97	94	89	99	98	98

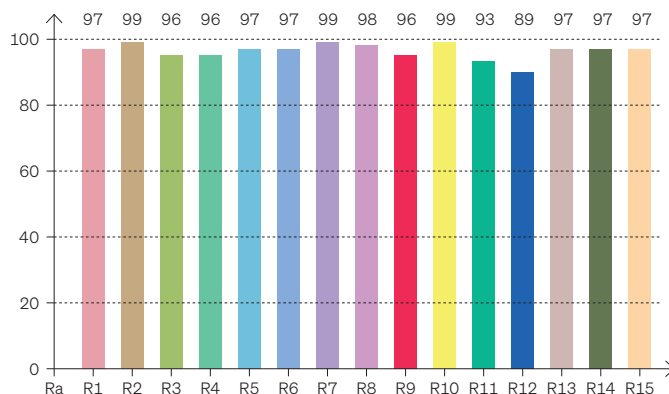
**Color Parameters Parametri del colore**

Color Temperature	Color Render Index	Red Component	Color Fidelity	Color Gamut	Color Quality Scale	Color Coord. CIE 1931	Color Coord. CIE 1931	Color Coordinate	Color Coordinate	Color Deviation from Black Body
CCT K	CRI	CRI R9	TM30 Rf	TM30 Rg	CQS	X	Y	U	V	$\Delta UV$
3491 K	97,6	92,2	95,2	102,7	96,5	0,404	0,386	0,237	0,339	-0,0019

# CRI Typical\* CRI Tipici\*



## CRI: 97,4 (R1-R8)



\* Values taken from sample measurements  
\* Valori presi da misurazioni a campione

## CRI Values Valori CRI

CCTK: ● 3000 K

CRI	R1	R2	R3	R4	R5	R6	R7	R8	R9	R10	R11	R12	R13	R14	R15
<b>97,4</b>	97	99	96	96	97	97	99	98	96	99	93	89	97	97	97

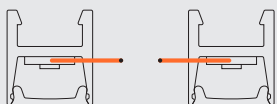
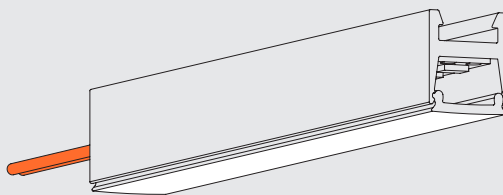
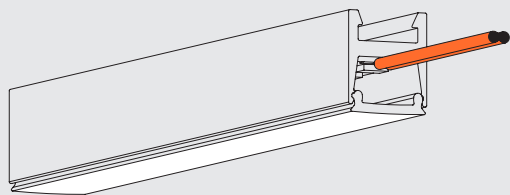
## Color Parameters Parametri del colore

Color Temperature	Color Render Index	Red Component	Color Fidelity	Color Gamut	Color Quality Scale	Color Coord. CIE 1931	Color Coord. CIE 1931	Color Coordinate	Color Coordinate	Color Deviation from Black Body
CCT K	CRI	CRI R9	TM30 Rf	TM30 Rg	CQS	X	Y	U	V	$\Delta UV$
3067 K	97,4	96,3	95,8	102,3	96,3	0,431	0,399	0,249	0,346	-0,0010



# Cable outlet Uscita cavi

Right side same to left side Lato destro e sinistro uguali



## Warnings Avvertenze

The installation of the product, must be done as illustrated in the catalogue or inside the technical data-sheet that can be asked to the manufacturer.

An installation performed differently from the one indicated may compromise the durability and characteristics of the product itself.

An installation performed differently from the one indicated may compromise the durability and characteristics of the product.

Unsuitable cross-section / length of the cable can negatively affect the lighting power of the product. If Power supplies, even those with a plastic case, are located in spaces that are too small for their dimensions; they will be subjected to dissipation problems that will compromise their functionality. Silicones or resins subjected to temperature changes and used near the product, if not in accordance with the specifications issued by the manufacturer, they can seriously damage the LED component. The products can not be modified without any authorization by the manufacturer.

L'installazione del prodotto, dovrà eseguirsi come illustrato nel catalogo o nella documentazione tecnica richiedibile al produttore. Un'installazione eseguita diversamente da quella indicata, può compromettere la durata e le caratteristiche del prodotto.

Prima dell'installazione verificare la corretta sezione del cavo collegato tra LED e alimentatore.

Sezione / lunghezza del cavo non congrui, possono alterare in negativo la luminosità del prodotto. Gli alimentatori, anche quelli con contenitore plastico, inseriti in spazi troppo piccoli, saranno soggetti a problemi di dissipazione che comprometteranno la loro funzionalità. Siliconi o resine soggetti a sbalzi di temperature e utilizzati in prossimità del prodotto, se non conformi alle specifiche rilasciate dal produttore possono danneggiare gravemente il componente LED. I prodotti non possono essere modificati senza autorizzazione da parte del produttore.