

Plank Plus

↓ **Spotlight**

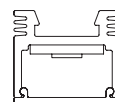

5 LED

4,0 W/Spot

↓ **Linear Light**

168 LED/m • 52 LED/ft

15,0 W/m • 4,6 W/ft



14,0 × 12,6 mm
0,55 × 0,50 "

Plank Plus



Body Corpo

Mixed light on symmetrical linear profile

Luce mista su profilo lineare simmetrico

Fastening Fissaggio	Caps + Plastic clips Caps + Magnets Adjustable heads with screws Caps + Adjustable brackets	Tappi + Clip in plastica Tappi + Magneti Testatine orientabili con viti Tappi + Staffe orientabili
Optics Ottica	20° • 25° • 38° • 44° • 62° • OVAL (45°+25°)	20° • 25° • 38° • 44° • 62° • OVAL (45°+25°)
Accessories Accessori	Eyelid	Palpebra
Screen Schermo	Opal OP30 (Screening 30%)	Opale OP30 (Scherm. 30%)
Wiring set Cavo alimentazione	2000 mm • 78,74 "	2000 mm
Custom size Lunghezza ordinabile	Up to 3000 mm • 118,10 "	Fino a 3000 mm
Finishing Finitura	● Black varnish → On request other finishes ● Vernice nera → Su richiesta altre finiture	

Listings and marks

Certificazioni e marchi



Where we produce

Dove produciamo

Made in Italy

LED (See page CRI)

LED (Vedi pagina CRI)



Plank Plus

Light Luce

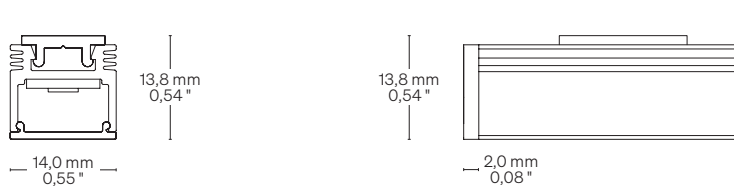
Type Tipologia	↓ Spotlight	↓ Linear Light
Light source Sorgente luminosa	5 LED	168 LED/m • 52 LED/ft
Power consumption Consumo energia	4,0 W / Spot	15,0 W/m • 4,6 W/ft
CCT K	<ul style="list-style-type: none">● 2700 K● 3000 K● 3500 K● 4000 K● 5000 K	<ul style="list-style-type: none">● 2700 K● 3000 K● 3500 K● 4000 K● 5000 K
On request/Su richiesta: (Linear light only) (Solo linear light) ● ● Mixing/Miscelazione ● ● 2200 K		
CRI R9 Rf @ 3000 K Rg @ 3000 K MacAdam ellipse	Min 90 Min 80 95 102 2	Min 90 Min 50 95 102 3
Delivered lumen output Flusso luminoso emesso ● 3000 K	90 lm/W 360 lm / Spot	↓ OP30 – 99 lm/W 1486 lm/m • 453 lm/ft
Input voltage Tensione di ingresso	24 V DC	24 V DC

Plank Plus

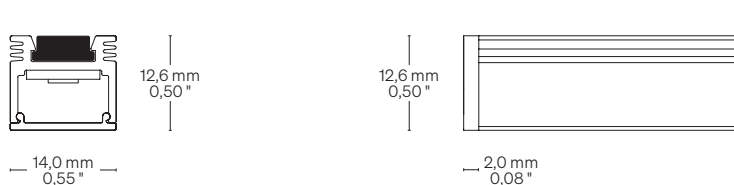
Dimensions Dimensioni

Scale/Scala 1:1

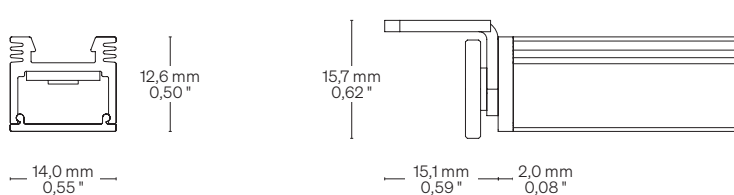
TA Caps + Plastic clips
Tappi + Clip in plastica



TAM Caps + Magnets
Tappi + Magneti




TO Adjustable heads with screws
Testatine orientabili con viti




Fastening options Opzioni di fissaggio


TA Caps + Plastic clips
Tappi + Clip in plastica



TAM Caps + Magnets
Tappi + Magneti



TO Adjustable heads with screws
Testatine orientabili con viti



Order code Codice ordine

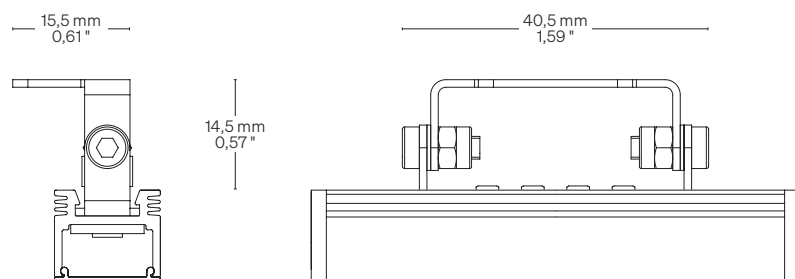
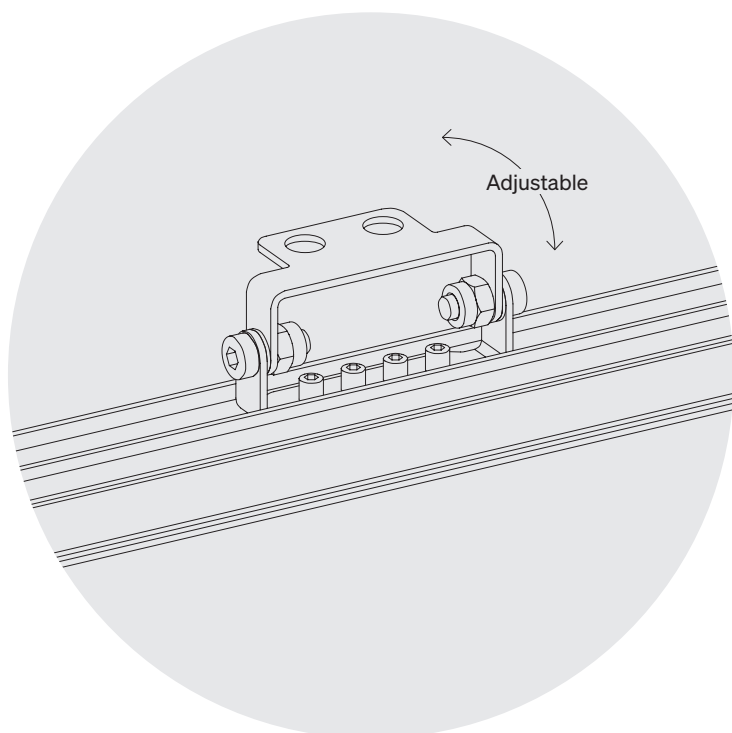
On request. Please contact us: sales@formulaluci.com
Su richiesta. Puoi contattarci: sales@formulaluci.com

Plank Plus

New fastening option Nuova opzione di fissaggio

TCA Caps + Adjustable brackets
Tappi + Staffe orientabili

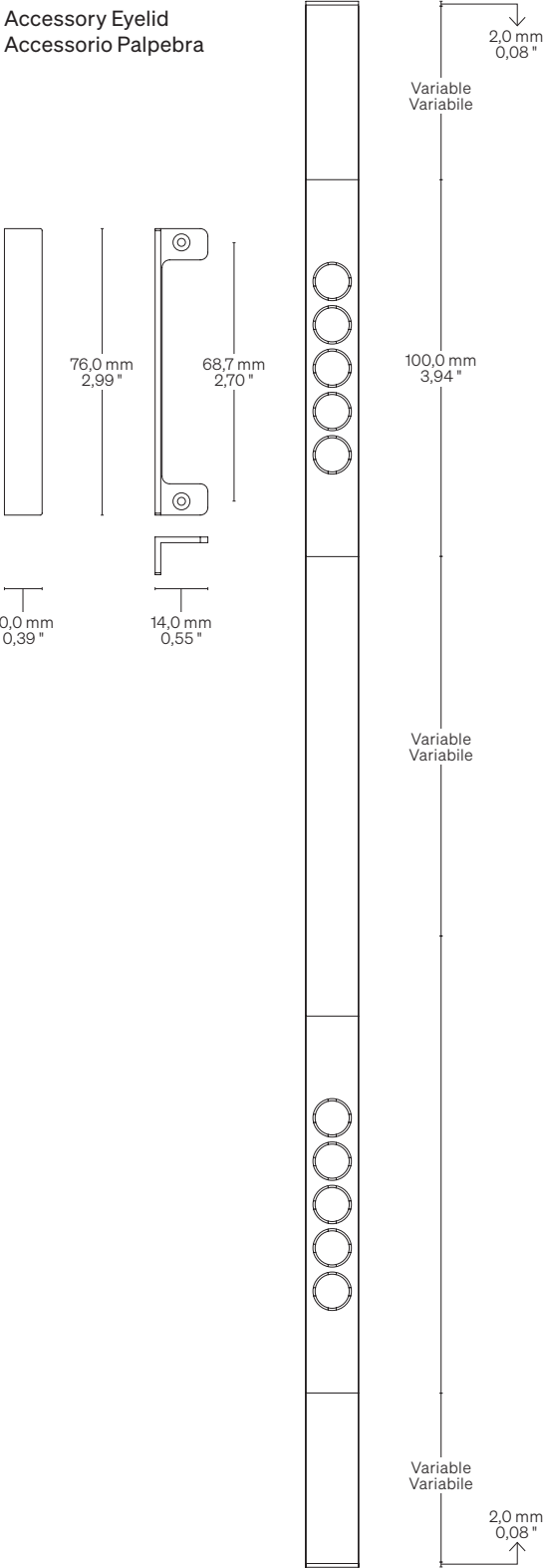
Write to us for details: info@formulaluci.com
Scrivici per i dettagli: info@formulaluci.com



Plank Plus



Accessory Eyelid
Accessorio Palpebra



CRI Typical* CRI Tipici*

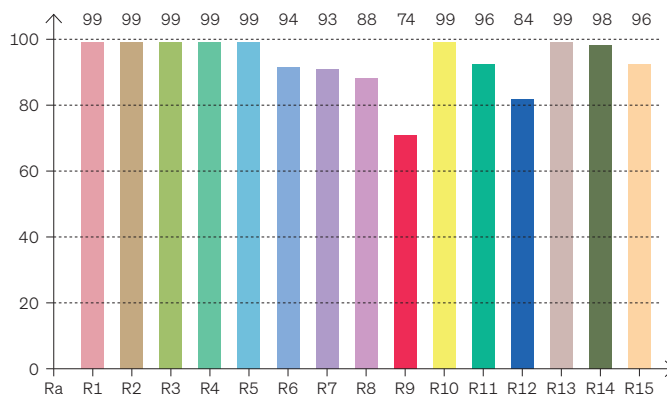


R9050 - H6 • 3SDCM

High Efficacy

● 3000 K

CRI: 94,5 (R1-R8)



* Values taken from sample measurements
* Valori presi da misurazioni a campione

CRI Values Valori CRI

CCTK: ● 3000 K

CRI	R1	R2	R3	R4	R5	R6	R7	R8	R9	R10	R11	R12	R13	R14	R15
94,4	99	99	99	99	99	94	93	88	74	99	96	84	99	98	96

Color Parameters Parametri del colore

Color Temperature	Color Render Index	Red Component	Color Fidelity	Color Gamut	Color Quality Scale	Color Coord. CIE 1931	Color Coord. CIE 1931	Color Coordinate	Color Coordinate	Color Deviation from Black Body
CCT K	CRI	CRI R9	TM30 Rf	TM30 Rg	CQS	X	Y	U	V	ΔUV
3042 K	96,2	74,4	92,2	100,5	92,9	0,441	0,399	0,255	0,347	-0,0009

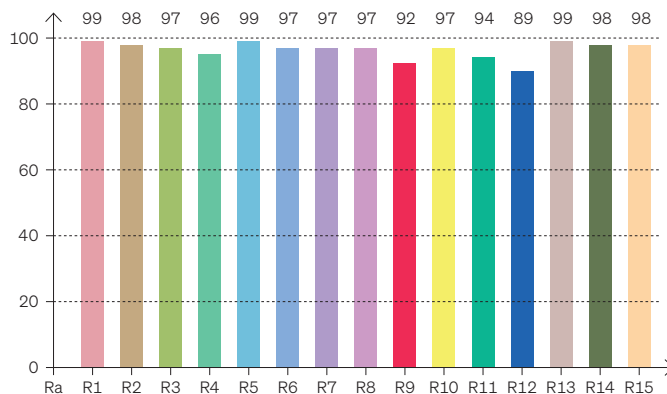


FULL SPECTRUM • 3SDCM

OPTISOLIS™

● 3000 K

CRI: 97,6 (R1-R8)



* Values taken from sample measurements
* Valori presi da misurazioni a campione

CRI Values Valori CRI

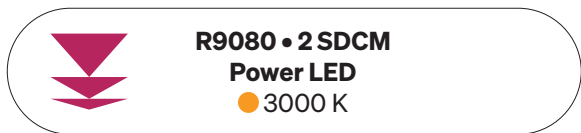
CCTK: ● 3000 K

CRI	R1	R2	R3	R4	R5	R6	R7	R8	R9	R10	R11	R12	R13	R14	R15
97,6	99	98	97	96	99	97	97	97	92	97	94	89	99	98	98

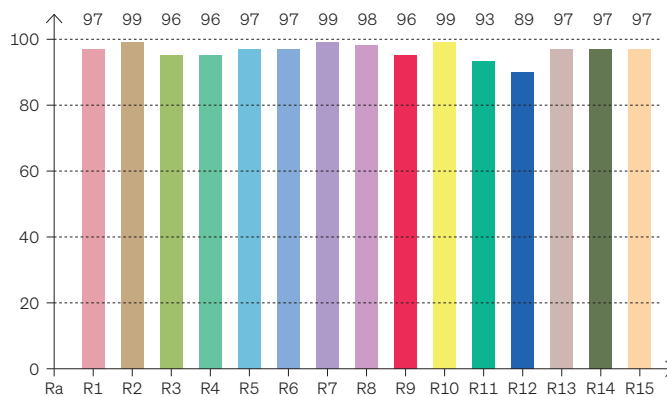
Color Parameters Parametri del colore

Color Temperature	Color Render Index	Red Component	Color Fidelity	Color Gamut	Color Quality Scale	Color Coord. CIE 1931	Color Coord. CIE 1931	Color Coordinate	Color Coordinate	Color Deviation from Black Body
CCT K	CRI	CRI R9	TM30 Rf	TM30 Rg	CQS	X	Y	U	V	ΔUV
3491 K	97,6	92,2	95,2	102,7	96,5	0,404	0,386	0,237	0,339	-0,0019

CRI Typical* CRI Tipici*



CRI: 97,4 (R1-R8)



* Values taken from sample measurements
* Valori presi da misurazioni a campione

CRI Values Valori CRI

CCTK: ● 3000 K

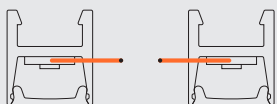
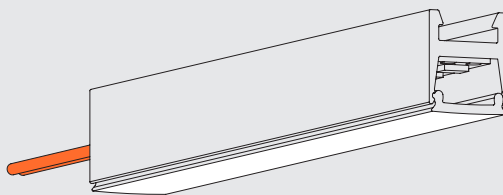
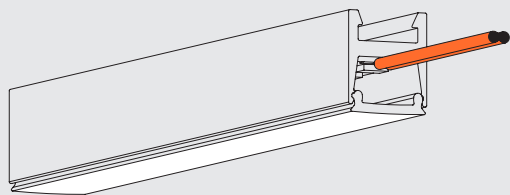
CRI	R1	R2	R3	R4	R5	R6	R7	R8	R9	R10	R11	R12	R13	R14	R15
97,4	97	99	96	96	97	97	99	98	96	99	93	89	97	97	97

Color Parameters Parametri del colore

Color Temperature	Color Render Index	Red Component	Color Fidelity	Color Gamut	Color Quality Scale	Color Coord. CIE 1931	Color Coord. CIE 1931	Color Coordinate	Color Coordinate	Color Deviation from Black Body
CCT K	CRI	CRI R9	TM30 Rf	TM30 Rg	CQS	X	Y	U	V	ΔUV
3067 K	97,4	96,3	95,8	102,3	96,3	0,431	0,399	0,249	0,346	-0,0010

Cable outlet Uscita cavi

Right side same to left side Lato destro e sinistro uguali



Warnings Avvertenze

The installation of the product, must be done as illustrated in the catalogue or inside the technical data-sheet that can be asked to the manufacturer.

An installation performed differently from the one indicated may compromise the durability and characteristics of the product itself.

An installation performed differently from the one indicated may compromise the durability and characteristics of the product.

Unsuitable cross-section / length of the cable can negatively affect the lighting power of the product. If Power supplies, even those with a plastic case, are located in spaces that are too small for their dimensions; they will be subjected to dissipation problems that will compromise their functionality. Silicones or resins subjected to temperature changes and used near the product, if not in accordance with the specifications issued by the manufacturer, they can seriously damage the LED component. The products can not be modified without any authorization by the manufacturer.

L'installazione del prodotto, dovrà eseguirsi come illustrato nel catalogo o nella documentazione tecnica richiedibile al produttore. Un'installazione eseguita diversamente da quella indicata, può compromettere la durata e le caratteristiche del prodotto.

Prima dell'installazione verificare la corretta sezione del cavo collegato tra LED e alimentatore.

Sezione / lunghezza del cavo non congrui, possono alterare in negativo la luminosità del prodotto. Gli alimentatori, anche quelli con contenitore plastico, inseriti in spazi troppo piccoli, saranno soggetti a problemi di dissipazione che comprometteranno la loro funzionalità. Siliconi o resine soggetti a sbalzi di temperature e utilizzati in prossimità del prodotto, se non conformi alle specifiche rilasciate dal produttore possono danneggiare gravemente il componente LED. I prodotti non possono essere modificati senza autorizzazione da parte del produttore.