

Tokio Mini

144 LED/m • 44 LED/ft

10,0 W/m • 3,1 W/ft

168 LED/m • 52 LED/ft

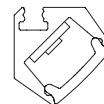
15,0 W/m • 4,6 W/ft

182 LED/m • 55 LED/ft

20,0 W/m • 6,1 W/ft

TW - 252 LED/m • 77 LED/ft Tunable White

20,0 W/m • 6,1 W/ft



13,0 × 13,0 mm
0,51 × 0,51 "



Tokio Mini



Sharp Angled

Body Corpo

Angled linear profile

Profilo lineare angolare

Fastening Fissaggio	Caps + Magnets	Tappi + Magneti
	Caps + Silicone	Tappi + Silicone
	Heads with screws	Testatine con viti

Screens Schermi	Opal 30 (Screening 30%)	Opale 30 (Scherm. 30%)
	FRS (Flux Recovery System) - Patented	FRS (Flux Recovery System) - Patented

Wiring set Cavo alimentazione	2000 mm • 78,74 "	2000 mm
---	-------------------	---------

Custom size Lunghezza ordinabile	Caps + Magnets: Up to 3000 mm • 118,10 "	Tappi + Magneti: Fino a 3000 mm
	Caps + Silicone: Up to 3000 mm • 118,10 "	Tappi + Silicone: Fino a 3000 mm
	Heads with screws: Up to 1500 mm • 59,06 "	Testatine con viti: Fino a 1500 mm

Finishing Finitura	<ul style="list-style-type: none"> ● Grey anodized (Standard) → On request other finishes ● Anodica grigia (Standard) → Su richiesta altre finiture
------------------------------	---

Listings and marks

Certificazioni e marchi



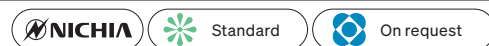
Where we produce

Dove produciamo

Made in Italy

LED (See page CRI)

LED (Vedi pagina CRI)



Tokio Mini

Light Luce

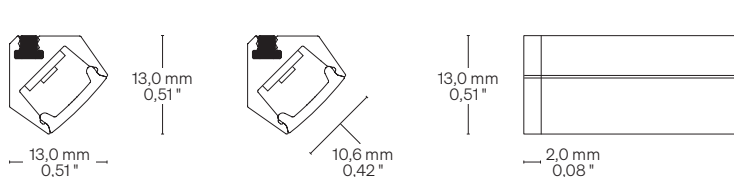
Light source Sorgente luminosa	144 LED/m • 44 LED/ft	168 LED/m • 52 LED/ft	182 LED/m • 55 LED/ft	TW - 252 LED/m • 77 LED/ft Tunable White
Power consumption Consumo energia	10,0 W/m • 3,1 W/ft	15,0 W/m • 4,6 W/ft	20,0 W/m • 6,1 W/ft	20,0 W/m • 6,1 W/ft
CCT K	● 1800 ● 2500 ● 3500 ● 2000 ● 2700 ● 4000 ● 2200 ● 3000 ● 5000	● 1800 ● 2500 ● 3500 ● 2000 ● 2700 ● 4000 ● 2200 ● 3000 ● 5000	● 1800 ● 2500 ● 3500 ● 2000 ● 2700 ● 4000 ● 2200 ● 3000 ● 5000	● 2200 - 5700 K
CRI R9 Rf @ 3000 K Rg @ 3000 K MacAdam ellipse	Min 90 Min 50 92 100 3	Min 90 Min 50 92 100 3	Min 90 Min 50 92 100 3	Min 90 Min 50 92 100 3
Delivered lumen output → Screen Opal 30 ● 3000 K	↓ O3 – 92 lm/W 916 lm/m • 279 lm/ft	↓ O3 – 99 lm/W 1486 lm/m • 453 lm/ft	↓ O3 – 103 lm/W 2066 lm/m • 630 lm/ft	↓ O3 – 55 lm/W 1100 lm/m • 335 lm/ft
Delivered lumen output → Screen FRS ● 3000 K	↓ FR – 115 lm/W 1162 lm/m • 354 lm/ft	↓ FR – 118 lm/W 1792 lm/m • 546 lm/ft	↓ FR – 130 lm/W 2684 lm/m • 818 lm/ft	↓ FR – 67 lm/W 1340 lm/m • 409 lm/ft
Input voltage Tensione di ingresso	24 V DC	24 V DC	24 V DC	24 V DC

Tokio Mini

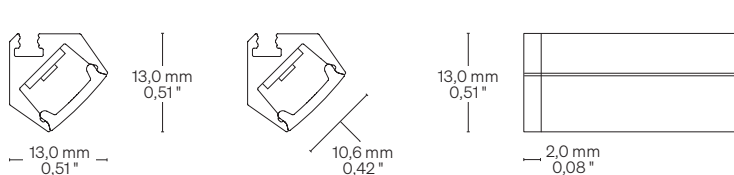
Dimensions Dimensioni

Scale/Scala 1:1

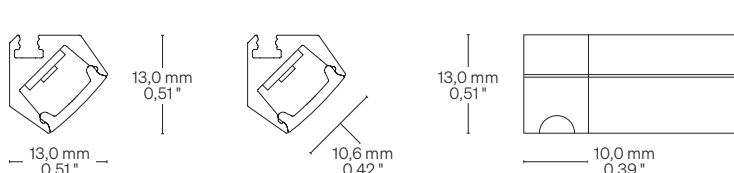
TAM Caps + Magnets Tappi + Magneti



TAS Caps + Silicone Tappi + Silicone

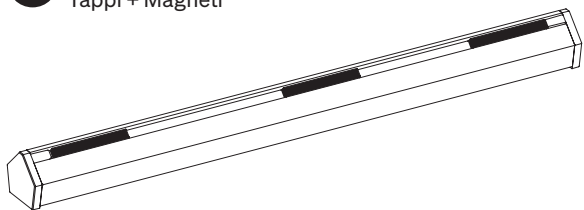


TE Heads with screws Testatine con viti

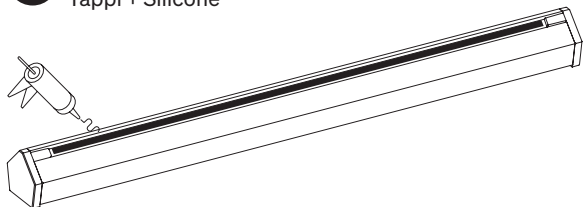


Fastening options Opzioni di fissaggio

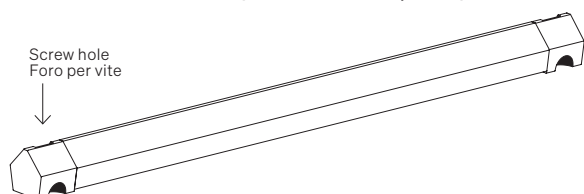
TAM Caps + Magnets Tappi + Magneti



TAS Caps + Silicone Tappi + Silicone



TE Heads with screws (Hole size: 2,8 mm • 0,11") Testatine con viti (Diametro foro: 2,8 mm)



Order code Codice ordine

Basic codes Codici base

TKS144	Tokio Mini 144 LED/m • 44 LED/ft 10,0 W/m • 3,1 W/ft
TKS168	Tokio Mini 168 LED/m • 52 LED/ft 15,0 W/m • 4,6 W/ft
TKS182	Tokio Mini 182 LED/m • 55 LED/ft 20,0 W/m • 6,1 W/ft
TKS252	Tokio Mini TW 252 LED/m • 77 LED/ft ● 2200 - 5700 K 20,0 W/m • 6,1 W/ft

CCT K CCT K

18	● 1800 K
20	● 2000 K
22	● 2200 K
25	● 2500 K
27	● 2700 K
30	● 3000 K
35	● 3500 K
40	● 4000 K
50	● 5000 K

Fastening options Opzioni di fissaggio

TAM	Caps + Magnets Tappi + Magneti
TAS	Caps + Silicone Tappi + Silicone
TE	Heads with screws Testatine con viti

Screens Schermi

O3	Opal/Opale 30
FR	FRS

Finishing Finitura

01	● Grey anodized ● Anodica grigia
-----------	-------------------------------------

Custom size Lunghezza ordinabile

--	→ Specify the custom size or visit formulaluci.com , for standard length. → Specificare la misura custom oppure visitare il sito formulaluci.com , per le lunghezze standard.
-----------	--

Order example Esempio ordine

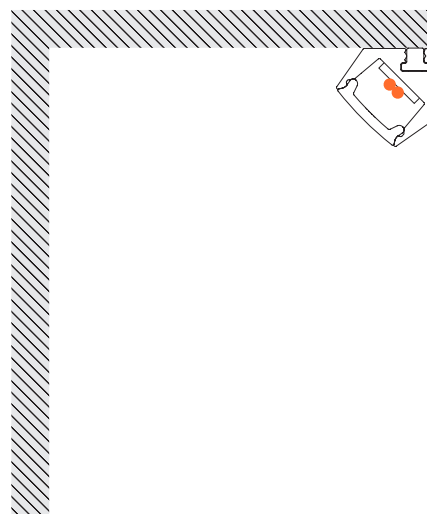
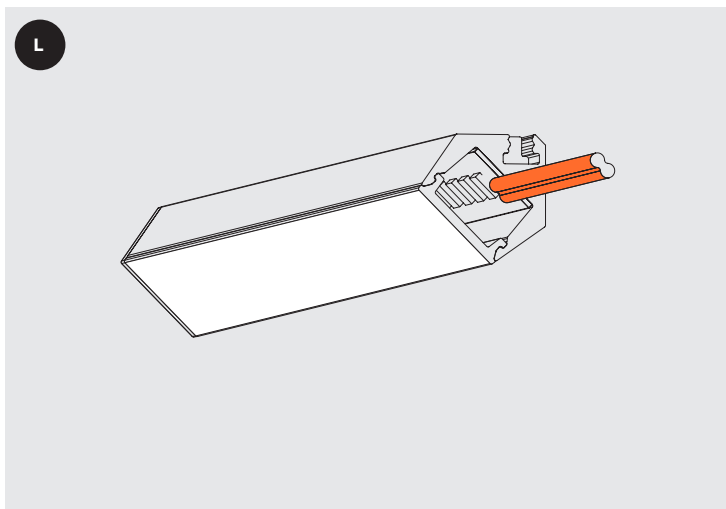
TKS144 18 TAM O3 01 • 0,32	Tokio Mini, 144 LED/m • 44 LED/ft, 10,0 W/m • 3,1 W/ft, Warm White 1800, Caps + Magnets, Opal 30 screen, Grey anodized • 0,32 m
	Tokio Mini, 144 LED/m, 10,0 W/m, Warm White 1800, Tappi + Magneti, Schermo opale 30, Anodica grigia • 0,32 m

Tokio Mini

Cable outlet Uscita cavi

Left side


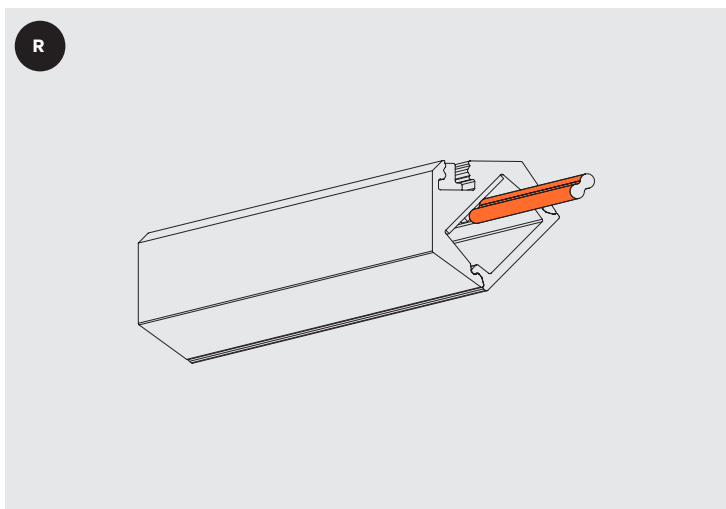
Lato sinistra



Scale/Scala 1:1

Right side

Lato destro



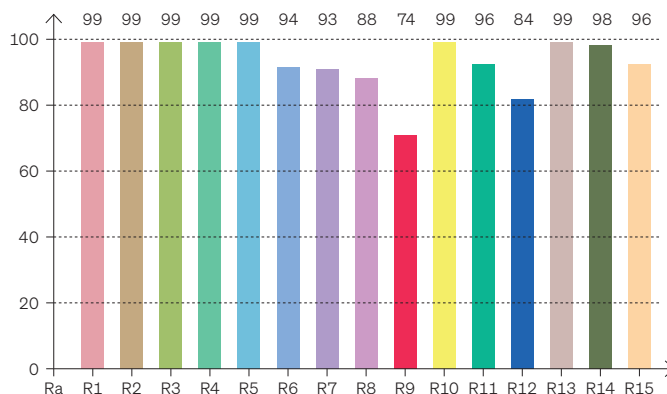
Scale/Scala 1:1

CRI Typical* CRI Tipici*



R9050 - H6 • 3SDCM
High Efficacy
 ● 3000 K

CRI: 94,5 (R1-R8)



* Values taken from sample measurements
 * Valori presi da misurazioni a campione

CRI Values Valori CRI

CCTK: ● 3000 K

CRI	R1	R2	R3	R4	R5	R6	R7	R8	R9	R10	R11	R12	R13	R14	R15
94,4	99	99	99	99	99	94	93	88	74	99	96	84	99	98	96

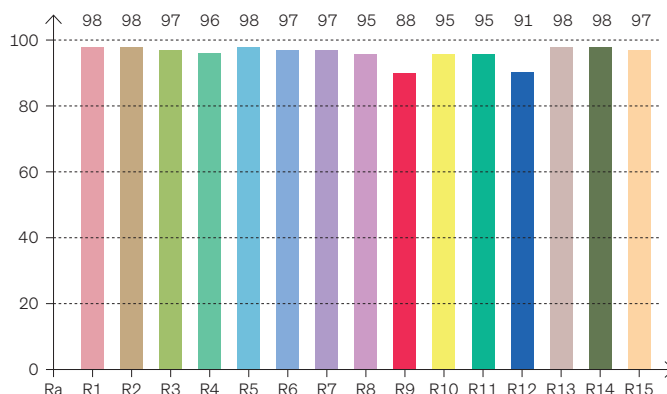
Color Parameters Parametri del colore

Color Temperature	Color Render Index	Red Component	Color Fidelity	Color Gamut	Color Quality Scale	Color Coord. CIE 1931	Color Coord. CIE 1931	Color Coordinate	Color Coordinate	Color Deviation from Black Body
CCT K	CRI	CRI R9	TM30 Rf	TM30 Rg	CQS	X	Y	U	V	ΔUV
3042 K	96,2	74,4	92,2	100,5	92,9	0,441	0,399	0,255	0,347	-0,0009



FULL SPECTRUM • 3SDCM
OPTISOLIS™
 ● 3000 K

CRI: 97,0 (R1-R8)



* Values taken from sample measurements
 * Valori presi da misurazioni a campione

CRI Values Valori CRI

CCTK: ● 3000 K

CRI	R1	R2	R3	R4	R5	R6	R7	R8	R9	R10	R11	R12	R13	R14	R15
97,0	98	98	97	96	98	97	97	95	88	95	95	91	98	98	97

Color Parameters Parametri del colore

Color Temperature	Color Render Index	Red Component	Color Fidelity	Color Gamut	Color Quality Scale	Color Coord. CIE 1931	Color Coord. CIE 1931	Color Coordinate	Color Coordinate	Color Deviation from Black Body
CCT K	CRI	CRI R9	TM30 Rf	TM30 Rg	CQS	X	Y	U	V	ΔUV
3059 K	97,0	88,0	94,8	102,8	94,5	0,432	0,400	0,249	0,346	-0,0008

Warnings Avvertenze

The installation of the product, must be done as illustrated in the catalogue or inside the technical data-sheet that can be asked to the manufacturer. An installation performed differently from the one indicated may compromise the durability and characteristics of the product itself.

An installation performed differently from the one indicated may compromise the durability and characteristics of the product. Unsuitable cross-section / length of the cable can negatively affect the lighting power of the product. If Power supplies, even those with a plastic case, are located in spaces that are too small for their dimensions; they will be subjected to dissipation problems that will compromise their functionality. Silicones or resins subjected to temperature changes and used near the product, if not in accordance with the specifications issued by the manufacturer, they can seriously damage the LED component. The products can not be modified without any authorization by the manufacturer.

L'installazione del prodotto, dovrà eseguirsi come illustrato nel catalogo o nella documentazione tecnica richiedibile al produttore. Un'installazione eseguita diversamente da quella indicata, può compromettere la durata e le caratteristiche del prodotto.

Prima dell'installazione verificare la corretta sezione del cavo collegato tra LED e alimentatore. Sezione / lunghezza del cavo non congrui, possono alterare in negativo la luminosità del prodotto. Gli alimentatori, anche quelli con contenitore plastico, inseriti in spazi troppo piccoli, saranno soggetti a problemi di dissipazione che comprometteranno la loro funzionalità. Siliconi o resine soggetti a sbalzi di temperature e utilizzati in prossimità del prodotto, se non conformi alle specifiche rilasciate dal produttore possono danneggiare gravemente il componente LED. I prodotti non possono essere modificati senza autorizzazione da parte del produttore.