

# Lens



L30

L70

## Body Corpo

### Symmetrical linear profile

Profilo lineare simmetrico

<b>Fastening</b> Fissaggio	Caps + Magnetic tape Heads with screws	Tappi + Nastro magnetico Testatine con viti
<b>Linear optics</b> Ottica lineare	L30 - 30° L70 - 70°	L30 - 30° L70 - 70°
<b>Wiring set</b> Cavo alimentazione	2000 mm • 78,74 "	2000 mm
<b>Custom size</b> Lunghezza ordinabile	Up to 3000 mm • 118,10 "	Fino a 3000 mm
<b>Finishing</b> Finitura	● Grey anodized	● Anodica grigia

### Listings and marks

Certificazioni e marchi



LED  
LED



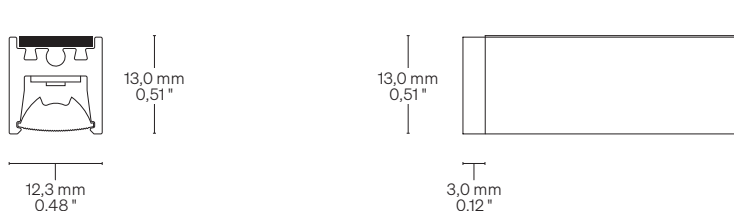
## Light Luce

<b>Light source</b> Sorgente luminosa	144 LED/m • 44 LED/ft	168 LED/m • 52 LED/ft	182 LED/m • 56 LED/ft	TW - 252 LED/m • 77 LED/ft Tunable White
<b>Power consumption</b> Consumo energia	10,0 W/m • 3,1 W/ft	15,0 W/m • 4,6 W/ft	20,0 W/m • 6,1 W/ft	20,0 W/m • 6,1 W/ft
<b>CCT K</b>	● 2700 K ● 3000 K ● 3500 K ● 4000 K ● 5000 K	● 2700 K ● 3000 K ● 3500 K ● 4000 K ● 5000 K	● 2700 K ● 3000 K ● 3500 K ● 4000 K ● 5000 K	● 2200 - 5700 K
Mixing on demand Miscelazione su richiesta				
<b>CRI</b> <b>R9</b> <b>Rf @ 3000 K</b> <b>Rg @ 3000 K</b> <b>MacAdam ellipse</b>	Min 90 Min 50 92 100 3	Min 90 Min 50 92 100 3	Min 90 Min 50 92 100 3	Min 90 Min 50 92 100 3
<b>Luminous flux (Strip LED)</b> Flusso luminoso (Strip LED) ● 3000 K	1300 lm/m • 396 lm/ft	2115 lm/m • 645 lm/ft	3280 lm/m • 1000 lm/ft	1800 lm/m • 549 lm/ft
<b>Input voltage</b> Tensione di ingresso	24 V DC	24 V DC	24 V DC	24 V DC

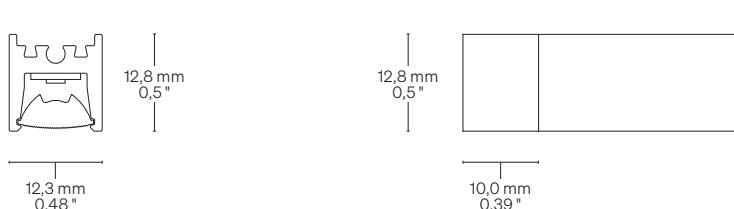
## Dimensions Dimensioni

Scale/Scala 1:1

### TAN Caps + Magnetic tape Tappi + Nastro magnetico




### TE Heads with screws Testatine con viti




## Fastening options Opzioni di fissaggio

### TAN Caps + Magnetic tape (Thickness: 1,5 mm • 0,06") Tappi + Nastro magnetico (Spessore: 1,5 mm)



### TE Heads with screws Testatine con viti



## Order code Codice ordine

### Basic code Codice base

- **LENSF144** Lens  
144 LED/m • 44 LED/ft  
10,0 W/m • 3,1 W/ft
- **LENSF168** Lens  
168 LED/m • 52 LED/ft  
15,0 W/m • 4,6 W/ft
- **LENSF182** Lens  
182 LED/m • 56 LED/ft  
20,0 W/m • 6,1 W/ft
- **LENSF252** Lens  
TW 252 LED/m • 77 LED/ft  
2200 - 5700 K  
20,0 W/m • 6,1 W/ft

### CCT K CCT K

- **WW27** 2700 K
- **WW30** 3000 K
- **NW35** 3500 K
- **NW** 4000 K
- **CW** 5000 K

### Fastening options Opzioni di fissaggio

- **TAN** Caps + Magnetic tape  
Tappi + Nastro magnetico
- **TE** Heads with screws  
Testatine con viti

### Linear optics Ottica lineare

- **L30** 30°
- **L70** 70°

### Custom size Lunghezza ordinabile

- -- Specify the size  
Specificare la misura

### Order example Esempio ordine

- **LENSF144 WW27 TAN L30 • 0,32**  
Lens, 144 LED/m • 44 LED/ft,  
10,0 W/m • 3,1 W/ft, Warm White 2700,  
Caps + Magnetic tape,  
Linear optic 30° • 0,32 m  
  
Lens, 144 LED/m, 10,0 W/m,  
Warm White 2700, Warm White 2700,  
Tappi + Nastro magnetico,  
Ottica lineare 30° • 0,32 m