

Light efficiency:

92 Lumen/Watt

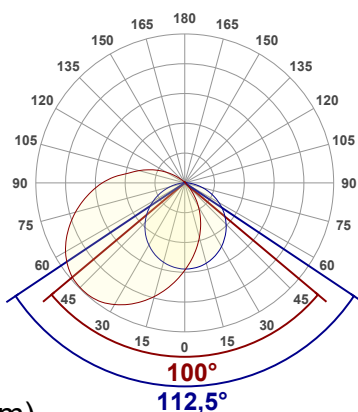
Light quality:

CRI: 94,9

Color temperature:

3025 K

Output: 663 Lumen (L 500mm)



Product name:

TOKIO MINI-168-3000K-15Wm-OP30-500mm

Date and time:

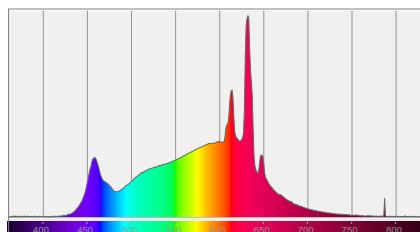
06/03/2024 15:39:57

Power consumption:

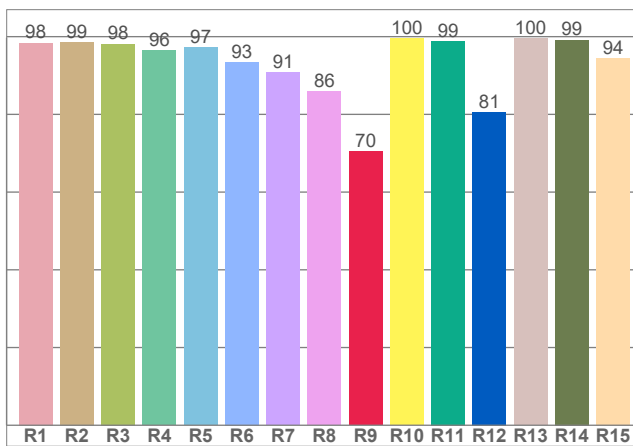
| Power | Power factor |
|-----------------|--------------|
| 7,2 W | 1,0 |
| Voltage (Vcc) | Current |
| 24,0 V | 0,299 A |

TM-30 details

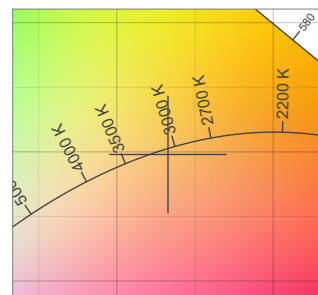
| | |
|------------------------------|---------------------------|
| Rf 90,1 Fidelity index Rf | Rg 97,7 Gamut index Rg |
|------------------------------|---------------------------|



Spectral distribution



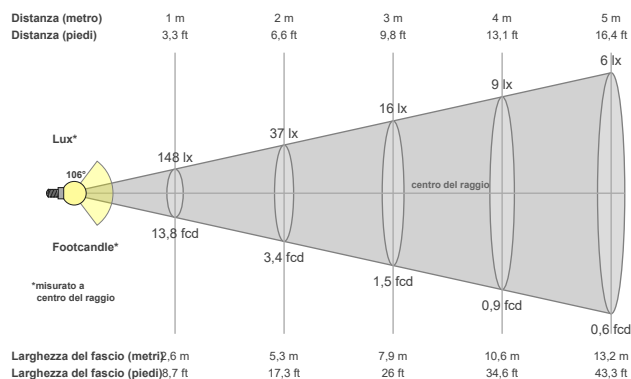
CRI R values



White color point

| Color temperature | Color rendering index | Red component | Color fidelity | Color gamut | Color quality scale | Color coordinate cie 1931 | Color coordinate cie 1931 | Color coordinate | Color coordinate | Color deviation from black body |
|-------------------|-----------------------|---------------|----------------|-------------|---------------------|---------------------------|---------------------------|------------------|------------------|---------------------------------|
| CCT | CRI | CRI R9 | TM30 Rf | TM30 Rg | CQS | x | y | u | v | Δuv |
| 3025 K | 94,9 | 70,4 | 90,1 | 97,7 | 92,2 | 0,433 | 0,398 | 0,250 | 0,346 | -0,0019 |

Beam details



Beam angles

| Beam angle 50% | Field angle 10% | Cutoff angle 2,5% |
|----------------|-----------------|-------------------|
| 105,7° | 162° | 184° |

Beam intensities

| Peak intensity | Int. ratio in 120° cone | Int. ratio in 90° cone |
|----------------|-------------------------|------------------------|
| 255 cd | 56,4% | 36,5% |

Beam intensities from 1-20m

| 1m | 2m | 3m | 4m | 5m | 6m | 7m | 8m | 9m | 10m | 11m | 12m | 13m | 14m | 15m | 16m | 17m | 18m | 19m | 20m |
|---------|--------|--------|--------|--------|--------|--------|--------|--------|--------|--------|--------|--------|--------|--------|--------|--------|--------|--------|--------|
| 3,3ft | 6,6ft | 9,8ft | 13,1ft | 16,4ft | 19,7ft | 23ft | 26,2ft | 29,5ft | 32,8ft | 36,1ft | 39,4ft | 42,7ft | 45,9ft | 49,2ft | 52,5ft | 55,8ft | 59,1ft | 62,3ft | 65,6ft |
| 148lx | 37lx | 16lx | 9lx | 6lx | 4lx | 3lx | 2lx | 2lx | 1lx | 1lx | 1lx | 1lx | 1lx | 1lx | 1lx | 1lx | 0lx | 0lx | 0lx |
| 13,8fcd | 3,4fcd | 1,5fcd | 0,9fcd | 0,6fcd | 0,4fcd | 0,3fcd | 0,2fcd | 0,2fcd | 0,1fcd | 0,1fcd | 0,1fcd | 0,1fcd | 0,1fcd | 0,1fcd | 0,1fcd | 0fcd | 0fcd | 0fcd | 0fcd |