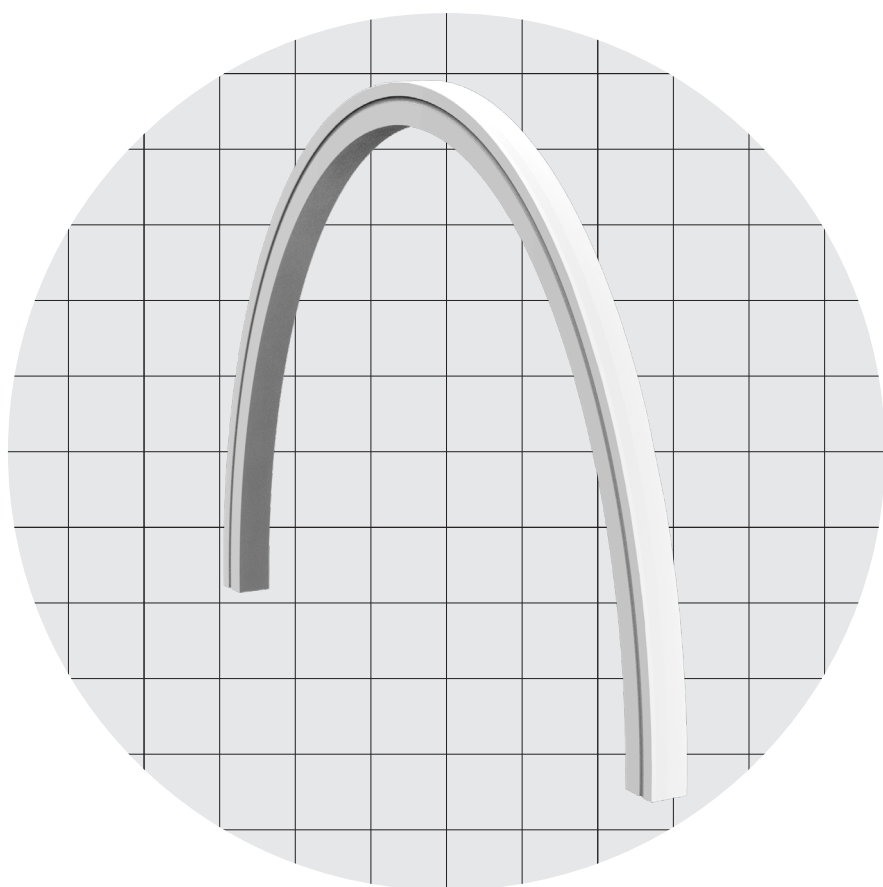


LOOP Top Bend

144 LED/m • 44 LED/ft
5,0 W/m • 1,5 W/ft
144 LED/m • 44 LED/ft
10,0 W/m • 3,1 W/ft
144 LED/m • 44 LED/ft
14,0 W/m • 4,27 W/ft



8,0 mm × 9,0 mm
0,31" × 0,35"

LOOP Top Bend



Body Corpo

Flexible Strip LED Top Bend

Strip LED flessibile Top Bend

Fastening Fissaggio	Steel clips U metal trim	Clip in acciaio Profilo metallico U
Screen Schermo	Polyurethane resin. Opal	Resina poliuretana. Opale
Wiring set Cavo alimentazione	2000 mm • 78,74"	2000 mm
Custom size Lunghezza ordinabile	Up to 3000 mm • 118,11" with one power supply. Power supply on both ends for lengths over than 3000 mm • 118,11"	Fino a 3000 mm con unica alimentazione. Alimentazione su entrambe le estremità per lunghezze oltre i 3000 mm
Finishing Finitura	○ White	○ Bianca

Listings and marks

Certificazioni e marchi



Warnings p.5

Avvertenze p.5

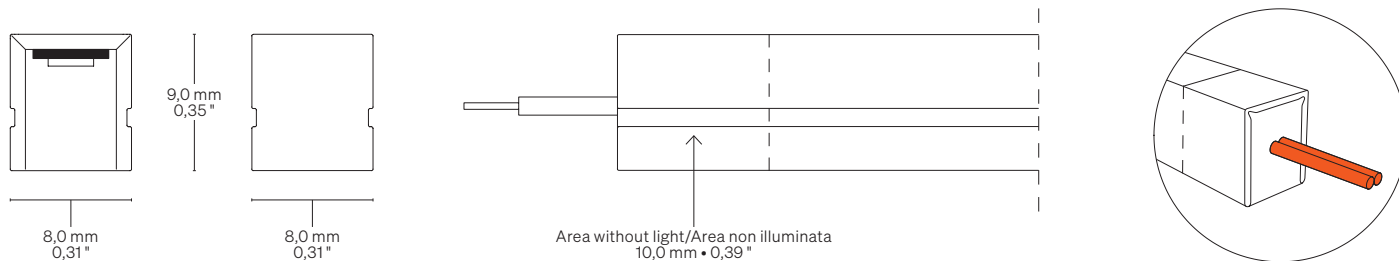
Light Luce

Light source Sorgente luminosa	144 LED/m • 44 LED/ft	144 LED/m • 44 LED/ft	144 LED/m • 44 LED/ft
Power consumption Consumo energia	5,0 W/m • 1,5 W/ft	10,0 W/m • 3,1 W/ft	14,0 W/m • 4,27 W/ft
CCT K Mixing on demand Miscelazione su richiesta	● 2700 K ● 3000 K ● 3500 K ● 4000 K ● 5000 K	● 2700 K ● 3000 K ● 3500 K ● 4000 K ● 5000 K	● 2700 K ● 3000 K ● 3500 K ● 4000 K ● 5000 K
CRI R9 Rf @ 3000 K Rg @ 3000 K MacAdam ellipse	Min 90 Min 50 92 102 3	Min 90 Min 50 92 102 3	Min 90 Min 50 92 102 3
Luminous flux Flusso luminoso ● 3000 K	77 lm/W 385 lm/m • 117 lm/ft	68 lm/W 680 lm/m • 207 lm/ft	66 lm/W 990 lm/m • 302 lm/ft
Input voltage Tensione di ingresso	24 V DC	24 V DC	24 V DC

LOOP Top Bend

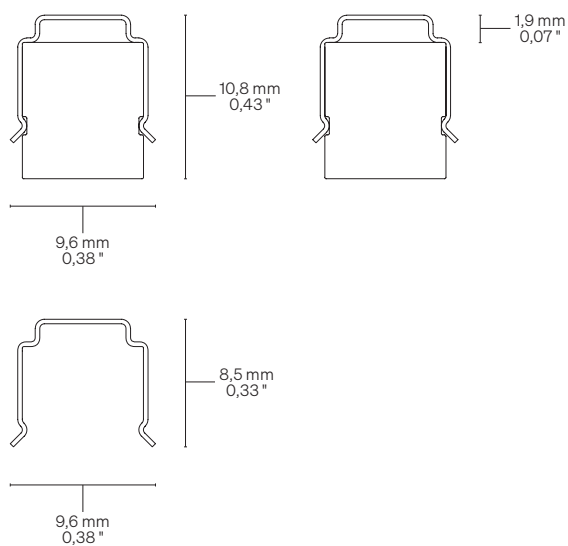
Dimensions Dimensioni

Scale/Scala 2:1

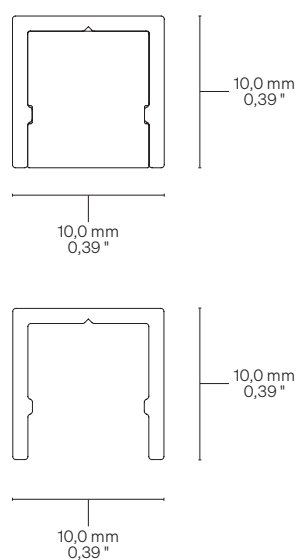


Fastening options Opzioni di fissaggio

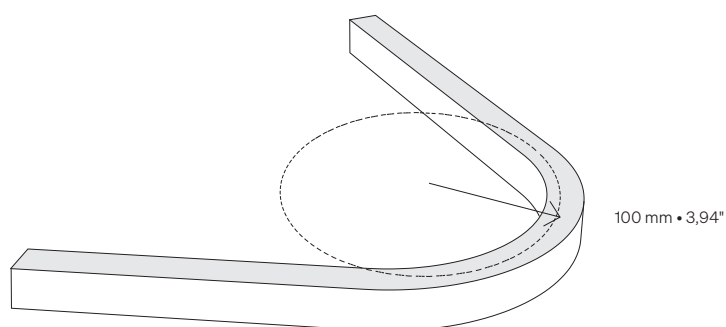
C Steel clips Clip in acciaio



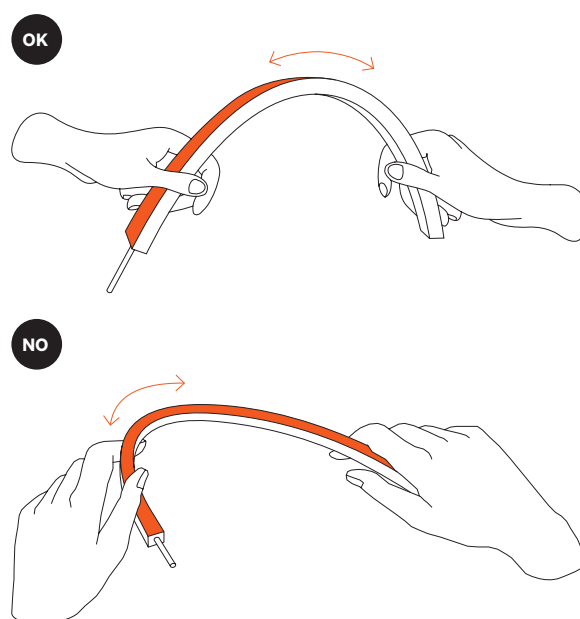
U U metal trim Profilo metallico U



Curvature radius Raggio di curvatura



Curvature radius Raggio di curvatura




LOOP Top Bend

Cable outlet Uscita cavo

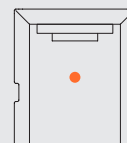
A → FRONT
A → FRONTALE

Right side same to left side Lato destro e sinistro uguali



Note: If the power supply is double, one of the two outputs is always frontal. (A)

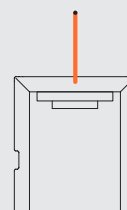
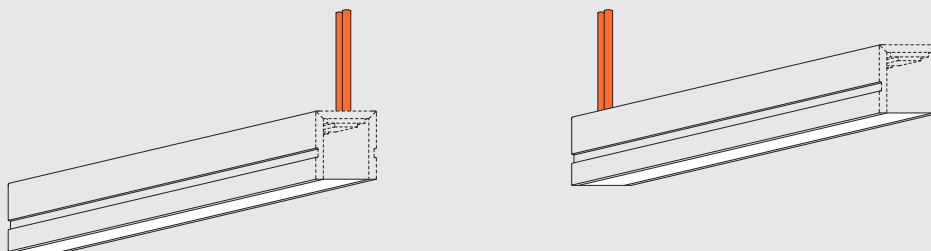
Nota: Se l'alimentazione è doppia, una delle due uscite è sempre frontale. (A)



Cable outlet Uscita cavo

B → PEAK
B → SUPERIORE

Right side same to left side Lato destro e sinistro uguali

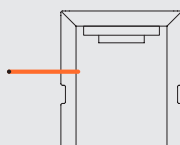
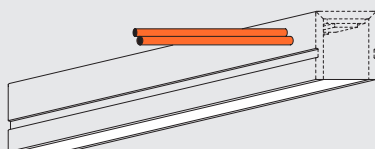


Cable outlet Uscita cavo

S → SIDE
S → LATERALE

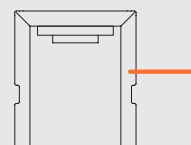
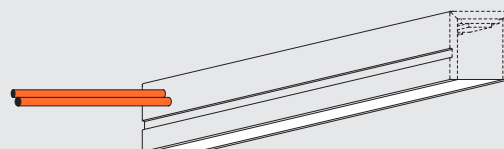
Right side Lato destro

R



Left side Lato sinistro

L



LOOP Top Bend

Warnings Avvertenze

Order code Codice ordine	
Basic codes Codici base	<ul style="list-style-type: none">• LOTBF1445 LOOP Top Bend 144 LED/m • 44 LED/ft 5,0 W/m • 1,5 W/ft• LOTBF14410 LOOP Top Bend 144 LED/m • 44 LED/ft 10,0 W/m • 3,1 W/ft• LOTBF14414 LOOP Top Bend 144 LED/m • 44 LED/ft 14,0 W/m • 4,27 W/ft
CCT K CCT K	<ul style="list-style-type: none">• WW27 ● 2700 K• WW30 ● 3000 K• NW35 ● 3500 K• NW ● 4000 K• CW ● 5000 K
Cable outlet Uscita cavo	<ul style="list-style-type: none">• A A → Front/Frontale• B B → Peak/Superiore• S S → Side/Laterale
Fastening options Opzioni di fissaggio	<ul style="list-style-type: none">• C Steel clips Clip in acciaio• U U metal trim Profilo metallico U
Custom size Lunghezza ordinabile	<ul style="list-style-type: none">• -- Specify the size Specificare la misura
Order example Esempio ordine	<ul style="list-style-type: none">• LOTBF1445 WW27 A C • 0,32 LOOP Top Bend, 144 LED/m • 44 LED/ft, 5,0 W/m • 1,5 W/ft, Warm White 2700, Front side cable outlet, Steel clips • 0,32 m LOOP Top Bend, 144 LED/m, 5,0 W/m, Warm White 2700, Uscita cavo lato frontale, Clip in acciaio • 0,32 m

The installation of the product, must be done as illustrated in the catalogue or inside the technical data-sheet that can be asked to the manufacturer. An installation performed differently from the one indicated may compromise the durability and characteristics of the product itself.

An installation performed differently from the one indicated may compromise the durability and characteristics of the product.

Unsuitable cross-section / length of the cable can negatively affect the lighting power of the product. If Power supplies, even those with a plastic case, are located in spaces that are too small for their dimensions; they will be subjected to dissipation problems that will compromise their functionality. Silicones or resins subjected to temperature changes and used near the product, if not in accordance with the specifications issued by the manufacturer, they can seriously damage the LED component. The products can not be modified without any authorization by the manufacturer.

L'installazione del prodotto, dovrà eseguirsi come illustrato nel catalogo o nella documentazione tecnica richiedibile al produttore. Un'installazione eseguita diversamente da quella indicata, può compromettere la durata e le caratteristiche del prodotto.

Prima dell'installazione verificare la corretta sezione del cavo collegato tra LED e alimentatore.

Sezione / lunghezza del cavo non congrui, possono alterare in negativo la luminosità del prodotto. Gli alimentatori, anche quelli con contenitore plastico, inseriti in spazi troppo piccoli, saranno soggetti a problemi di dissipazione che comprometteranno la loro funzionalità. Siliconi o resine soggetti a sbalzi di temperature e utilizzati in prossimità del prodotto, se non conformi alle specifiche rilasciate dal produttore possono danneggiare gravemente il componente LED. I prodotti non possono essere modificati senza autorizzazione da parte del produttore.