

Light efficiency:

105 Lumen/Watt

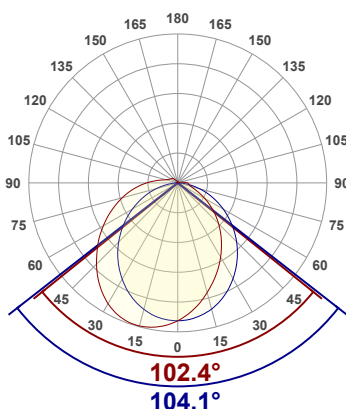
Light quality:

CRI: 94.5

Color temperature:

3041 K

Output: 921 Lumen



Product name:

KOBE-182-3000K-20Wm-OP30-500mm

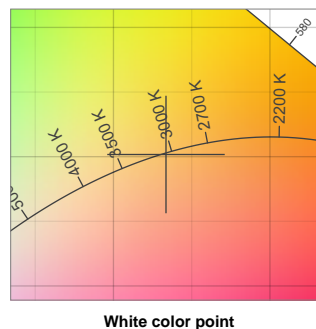
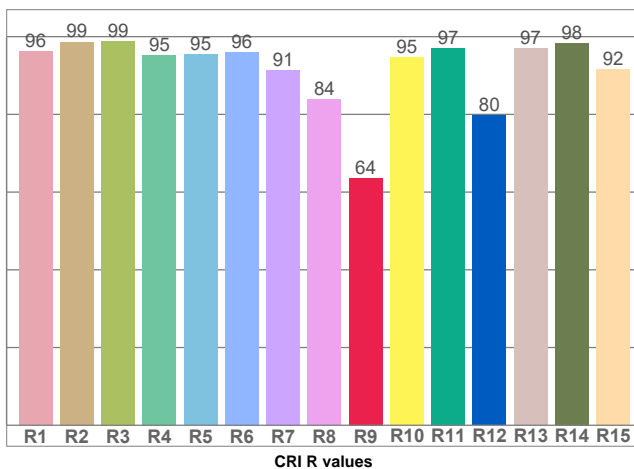
Date and time:

12/01/2026 11:23:12

Power consumption:

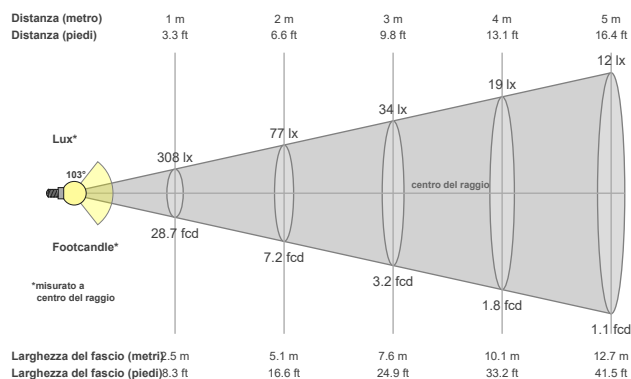
Power	Power factor
8.8 W	1.0
Voltage ( Vcc )	Current
24.0 V	0.365 A

## TM-30 details



Color temperature	Color rendering index	Red component	Color fidelity	Color gamut	Color quality scale	Color coordinate cie 1931	Color coordinate cie 1931	Color coordinate	Color coordinate	Color deviation from black body
CCT	CRI	CRI R9	TM30 Rf	TM30 Rg	CQS	x	y	u	v	$\Delta uv$
3041 K	94.5	63.6	90.4	98.0	91.6	0.434	0.402	0.249	0.347	-0.0005

## Beam details



## Beam angles

Beam angle 50%	Field angle 10%	Cutoff angle 2,5%
103.4°	167.7°	215.5°

## Beam intensities

Peak intensity	Int. ratio in 120° cone	Int. ratio in 90° cone
331 cd	71.3%	49.2%

## Beam intensities from 1-20m

1m	2m	3m	4m	5m	6m	7m	8m	9m	10m	11m	12m	13m	14m	15m	16m	17m	18m	19m	20m
3.3ft	6.6ft	9.8ft	13.1ft	16.4ft	19.7ft	23ft	26.2ft	29.5ft	32.8ft	36.1ft	39.4ft	42.7ft	45.9ft	49.2ft	52.5ft	55.8ft	59.1ft	62.3ft	65.6ft
308lx	77lx	34lx	19lx	12lx	9lx	6lx	5lx	4lx	3lx	3lx	2lx	2lx	2lx	1lx	1lx	1lx	1lx	1lx	1lx
28.7fcd	7.2fcd	3.2fcd	1.8fcd	1.1fcd	0.8fcd	0.6fcd	0.4fcd	0.4fcd	0.3fcd	0.2fcd	0.2fcd	0.2fcd	0.1fcd	0.1fcd	0.1fcd	0.1fcd	0.1fcd	0.1fcd	0.1fcd