

Light efficiency:

164 Lumen/Watt

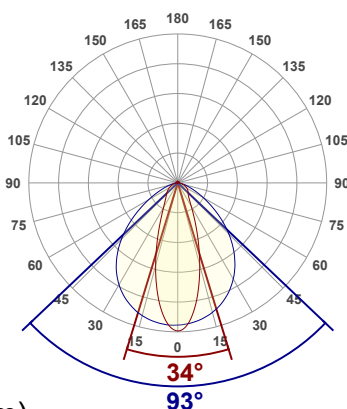
Light quality:

CRI: 94,2

Color temperature:

3030 K

Output: 740 Lumen (L 500mm)



Product name:

LLS-182-3000K-9,5Wm-MEDIUM-500mm

Date and time:

11/03/2024 08:47:45

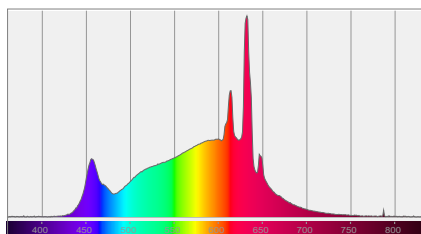
Power consumption:

| Power           | Power factor |
|-----------------|--------------|
| 4,5 W           | 1,0          |
| Voltage ( Vcc ) | Current      |
| 24,0 V          | 0,188 A      |

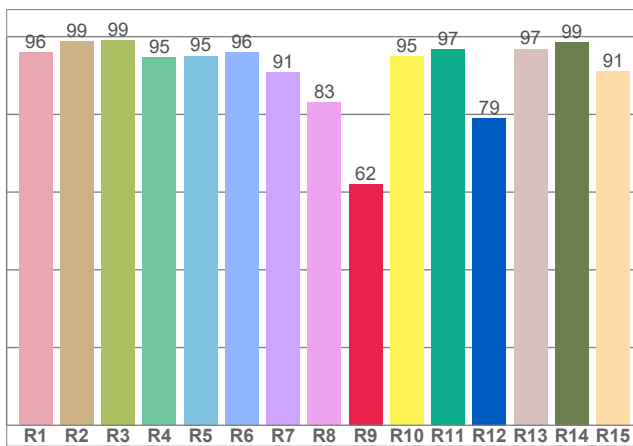
## TM-30 details

Rf 89,8  
Fidelity index Rf

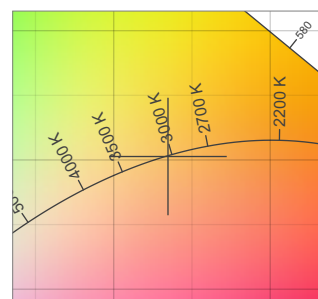
Rg 97,4  
Gamut index Rg



Spectral distribution



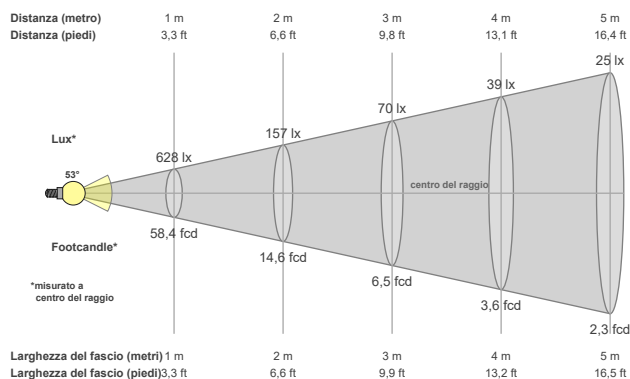
CRI R values



White color point

| Color temperature | Color rendering index | Red component | Color fidelity | Color gamut | Color quality scale | Color coordinate cie 1931 | Color coordinate cie 1931 | Color coordinate | Color coordinate | Color deviation from black body |
|-------------------|-----------------------|---------------|----------------|-------------|---------------------|---------------------------|---------------------------|------------------|------------------|---------------------------------|
| CCT               | CRI                   | CRI R9        | TM30 Rf        | TM30 Rg     | CQS                 | x                         | y                         | u                | v                | Δuv                             |
| 3030 K            | 94,2                  | 62,1          | 89,8           | 97,4        | 91,3                | 0,435                     | 0,403                     | 0,250            | 0,347            | -0,0003                         |

## Beam details



## Beam angels

| Beam angle 50% | Field angle 10% | Cutoff angle 2,5% |
|----------------|-----------------|-------------------|
| 53,4°          | 109,4°          | 157,2°            |

## Beam intensities

| Peak intensity | Int. ratio in 120° cone | Int. ratio in 90° cone |
|----------------|-------------------------|------------------------|
| 646 cd         | 85,9%                   | 69,2%                  |

## Beam intensities from 1-20m

| 1m      | 2m      | 3m     | 4m     | 5m     | 6m     | 7m     | 8m     | 9m     | 10m    | 11m    | 12m    | 13m    | 14m    | 15m    | 16m    | 17m    | 18m    | 19m    | 20m    |
|---------|---------|--------|--------|--------|--------|--------|--------|--------|--------|--------|--------|--------|--------|--------|--------|--------|--------|--------|--------|
| 3,3ft   | 6,6ft   | 9,8ft  | 13,1ft | 16,4ft | 19,7ft | 23ft   | 26,2ft | 29,5ft | 32,8ft | 36,1ft | 39,4ft | 42,7ft | 45,9ft | 49,2ft | 52,5ft | 55,8ft | 59,1ft | 62,3ft | 65,6ft |
| 628lx   | 157lx   | 70lx   | 39lx   | 25lx   | 17lx   | 13lx   | 10lx   | 8lx    | 6lx    | 5lx    | 4lx    | 4lx    | 3lx    | 3lx    | 2lx    | 2lx    | 2lx    | 2lx    | 2lx    |
| 58,4fcd | 14,6fcd | 6,5fcd | 3,6fcd | 2,3fcd | 1,6fcd | 1,2fcd | 0,9fcd | 0,7fcd | 0,6fcd | 0,5fcd | 0,4fcd | 0,3fcd | 0,3fcd | 0,3fcd | 0,2fcd | 0,2fcd | 0,2fcd | 0,2fcd | 0,1fcd |