

# NIK

**144 LED/m • 44 LED/ft**

10,0 W/m • 3,1 W/ft

**168 LED/m • 52 LED/ft**

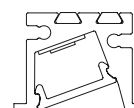

15,0 W/m • 4,6 W/ft

**182 LED/m • 55 LED/ft**

20,0 W/m • 6,1 W/ft

**TW - 252 LED/m • 77 LED/ft Tunable White**

20,0 W/m • 6,1 W/ft



**17,0 × 13,0 mm**  
**0,67 × 0,51"**



Sharp Asym.

## Body Corpo

### Recessed asymmetrical linear profile

Profilo lineare asimmetrico per incasso

<b>Fastening</b> Fissaggio	Caps + Magnets	Tappi + Magneti
<b>Screen</b> Schermo	Opal OP30 (Screening 30%)	Opale OP30 (Scherm. 30%)
<b>Wiring set</b> Cavo alimentazione	2000 mm • 78,74 "	2000 mm
<b>Custom size</b> Lunghezza ordinabile	Up to 3000 mm • 118,10 "	Fino a 3000 mm
<b>Finishing</b> Finitura	<ul style="list-style-type: none"> <li>● Grey anodized (Standard)</li> <li>→ On request other finishes</li> <li>● Anodica grigia (Standard)</li> <li>→ Su richiesta altre finiture</li> </ul>	

### Listings and marks

Certificazioni e marchi



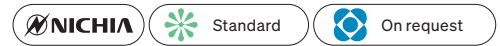
### Where we produce

Dove produciamo

Made in Italy

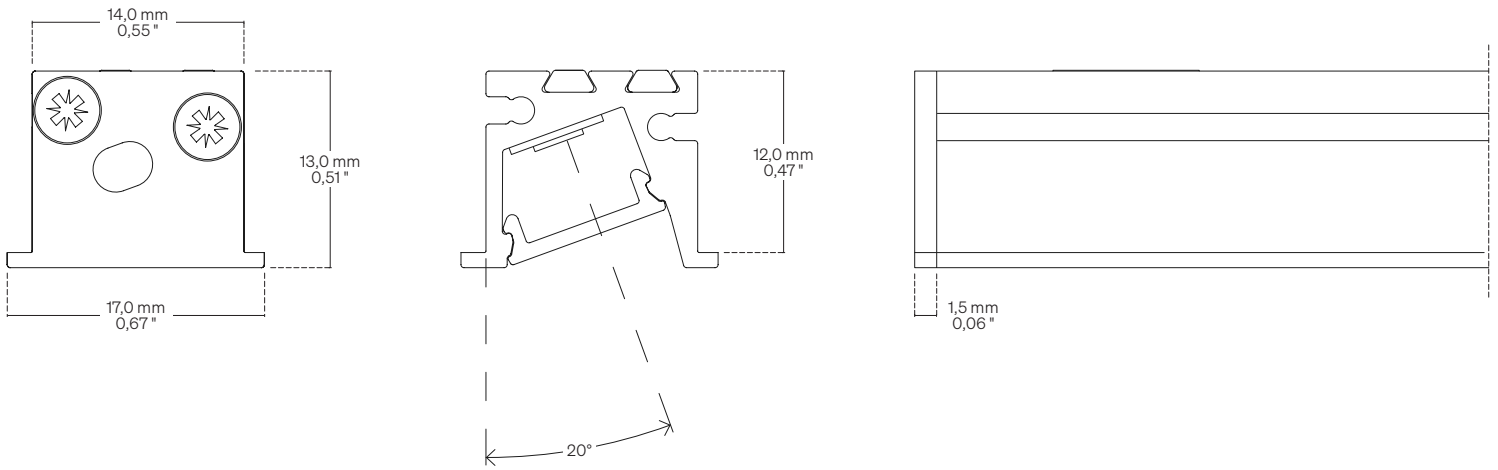
### LED (See page CRI)

LED (Vedi pagina CRI)




## Light Luce

<b>Light source</b> Sorgente luminosa	144LED/m • 44 LED/ft	168LED/m • 52 LED/ft	182LED/m • 55 LED/ft	TW - 252LED/m • 77 LED/ft Tunable White
<b>Power consumption</b> Consumo energia	10,0 W/m • 3,1 W/ft	15,0 W/m • 4,6 W/ft	20,0 W/m • 6,1 W/ft	20,0 W/m • 6,1 W/ft
<b>CCT K</b>	<ul style="list-style-type: none"> <li>● 2700 K</li> <li>● 3000 K</li> <li>● 3500 K</li> <li>● 4000 K</li> <li>● 5000 K</li> </ul>	<ul style="list-style-type: none"> <li>● 2700 K</li> <li>● 3000 K</li> <li>● 3500 K</li> <li>● 4000 K</li> <li>● 5000 K</li> </ul>	<ul style="list-style-type: none"> <li>● 2700 K</li> <li>● 3000 K</li> <li>● 3500 K</li> <li>● 4000 K</li> <li>● 5000 K</li> </ul>	<ul style="list-style-type: none"> <li>● 2200 - 5700 K</li> </ul>
<b>On request/Su richiesta:</b> ● Mixing/Miscelazione ● 2200 K				
<b>CRI</b> <b>R9</b> <b>Rf @ 3000 K</b> <b>Rg @ 3000 K</b> <b>MacAdam ellipse</b>	Min 90 Min 50 92 100 3	Min 90 Min 50 92 100 3	Min 90 Min 50 92 100 3	Min 90 Min 50 92 100 3
<b>Delivered lumen output</b> Flusso luminoso emesso ● 3500	↓ <b>OP30</b> - 97 lm/W 970 lm/m • 296 lm/ft	↓ <b>OP30</b> - 95 lm/W 1425 lm/m • 434 lm/ft	↓ <b>OP30</b> - 112 lm/W 2240 lm/m • 683 lm/ft	↓ <b>OP30</b> - 57 lm/W 1140 lm/m • 348 lm/ft
<b>Input voltage</b> Tensione di ingresso	24 V DC	24 V DC	24 V DC	24 V DC



Fastening options Opzioni di fissaggio

**TAM** Caps + Magnets  
Tappi + Magneti



Order code Codice ordine	
<b>Basic code</b> Codice base	<ul style="list-style-type: none"> <li>• <b>NIK144</b> NIK 144 LED/m • 44 LED/ft 10,0 W/m • 3,1 W/ft</li> <li>• <b>NIK168</b> NIK 168 LED/m • 52 LED/ft 15,0 W/m • 4,6 W/ft</li> <li>• <b>NIK182</b> NIK 182 LED/m • 55 LED/ft 20,0 W/m • 6,1 W/ft</li> <li>• <b>NIK252</b> NIK TW 252 LED/m • 77 LED/ft ● 2200 - 5700 K 20,0 W/m • 6,1 W/ft</li> </ul>
<b>CCT K</b> CCT K	<ul style="list-style-type: none"> <li>• <b>WW27</b> ● 2700 K</li> <li>• <b>WW30</b> ● 3000 K</li> <li>• <b>NW35</b> ● 3500 K</li> <li>• <b>NW</b> ● 4000 K</li> <li>• <b>CW</b> ● 5000 K</li> </ul>
<b>Fastening options</b> Opzioni di fissaggio	<ul style="list-style-type: none"> <li>• <b>TAM</b> Caps + Magnets Tappi + Magneti</li> </ul>
<b>Screen</b> Schermo	<ul style="list-style-type: none"> <li>• <b>OP30</b> Opal/Opale 30</li> </ul>
<b>Ordering length</b> Lunghezza ordinabile	<ul style="list-style-type: none"> <li>• -- → Specify the custom size or visit <a href="http://formulaluci.com">formulaluci.com</a>, for standard length. → Specificare la misura custom oppure visitare il sito <a href="http://formulaluci.com">formulaluci.com</a>, per le lunghezze standard.</li> </ul>
<b>Order example</b> Esempio ordine	<ul style="list-style-type: none"> <li>• <b>NIK144 WW27 TAM OP30 • 0,32</b></li> </ul> <p>NIK, 144 LED/m • 44 LED/ft, 10,0 W/m • 3,1 W/ft, Warm White 2700, Caps + Magnets, Opal 30 screen • 0,32 m</p> <p>NIK, 144 LED/m, 10,0 W/m, Warm White 2700, Tappi + Magneti, Schermo opale 30 • 0,32 m</p>

# CRI Typical\* CRI Tipici\*

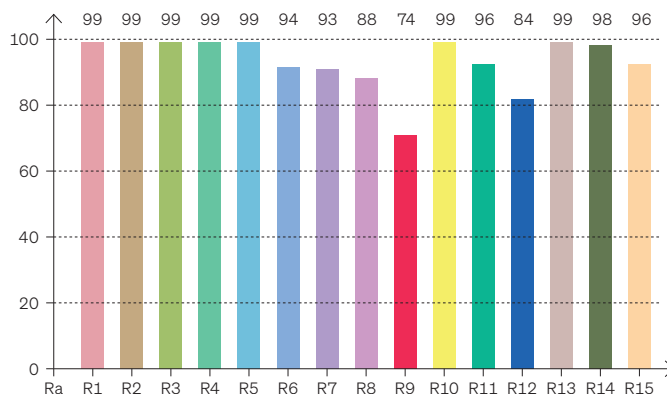


**R9050 - H6 • 3SDCM**

**High Efficacy**

● 3000 K

**CRI: 94,5 (R1-R8)**



\* Values taken from sample measurements  
\* Valori presi da misurazioni a campione

**CRI Values Valori CRI**

**CCTK: ● 3000 K**

CRI	R1	R2	R3	R4	R5	R6	R7	R8	R9	R10	R11	R12	R13	R14	R15
<b>94,4</b>	99	99	99	99	99	94	93	88	74	99	96	84	99	98	96

**Color Parameters Parametri del colore**

Color Temperature	Color Render Index	Red Component	Color Fidelity	Color Gamut	Color Quality Scale	Color Coord. CIE 1931	Color Coord. CIE 1931	Color Coordinate	Color Coordinate	Color Deviation from Black Body
CCT K	CRI	CRI R9	TM30 Rf	TM30 Rg	CQS	X	Y	U	V	$\Delta UV$
3042 K	96,2	74,4	92,2	100,5	92,9	0,441	0,399	0,255	0,347	-0,0009

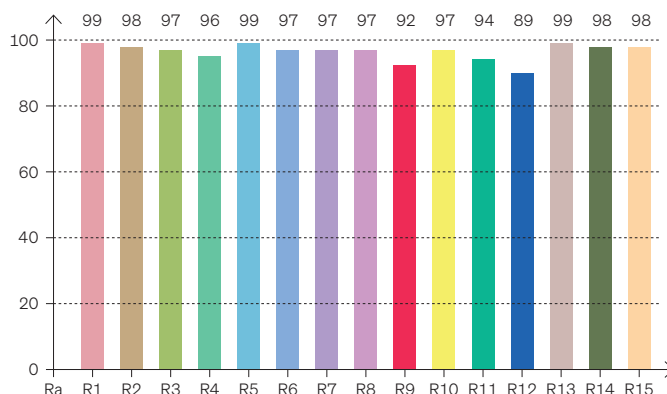


**FULL SPECTRUM • 3SDCM**

**OPTISOLIS™**

● 3000 K

**CRI: 97,6 (R1-R8)**



\* Values taken from sample measurements  
\* Valori presi da misurazioni a campione

**CRI Values Valori CRI**

**CCTK: ● 3000 K**

CRI	R1	R2	R3	R4	R5	R6	R7	R8	R9	R10	R11	R12	R13	R14	R15
<b>97,6</b>	99	98	97	96	99	97	97	97	92	97	94	89	99	98	98

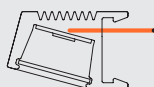
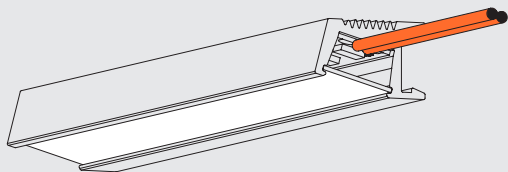
**Color Parameters Parametri del colore**

Color Temperature	Color Render Index	Red Component	Color Fidelity	Color Gamut	Color Quality Scale	Color Coord. CIE 1931	Color Coord. CIE 1931	Color Coordinate	Color Coordinate	Color Deviation from Black Body
CCT K	CRI	CRI R9	TM30 Rf	TM30 Rg	CQS	X	Y	U	V	$\Delta UV$
3491 K	97,6	92,2	95,2	102,7	96,5	0,404	0,386	0,237	0,339	-0,0019

# Cable outlet Uscita cavi

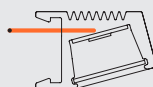
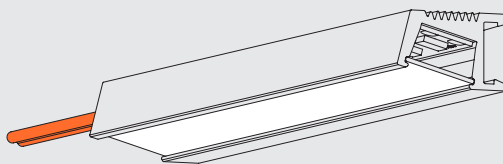
Left side Lato sinistro

L



Right side Lato destro

R



## Warnings Avvertenze

The installation of the product, must be done as illustrated in the catalogue or inside the technical data-sheet that can be asked to the manufacturer. An installation performed differently from the one indicated may compromise the durability and characteristics of the product itself.

An installation performed differently from the one indicated may compromise the durability and characteristics of the product.

Unsuitable cross-section / length of the cable can negatively affect the lighting power of the product. If Power supplies, even those with a plastic case, are located in spaces that are too small for their dimensions; they will be subjected to dissipation problems that will compromise their functionality. Silicones or resins subjected to temperature changes and used near the product, if not in accordance with the specifications issued by the manufacturer, they can seriously damage the LED component. The products can not be modified without any authorization by the manufacturer.

L'installazione del prodotto, dovrà eseguirsi come illustrato nel catalogo o nella documentazione tecnica richiedibile al produttore. Un'installazione eseguita diversamente da quella indicata, può compromettere la durata e le caratteristiche del prodotto.

Prima dell'installazione verificare la corretta sezione del cavo collegato tra LED e alimentatore.

Sezione / lunghezza del cavo non congrui, possono alterare in negativo la luminosità del prodotto. Gli alimentatori, anche quelli con contenitore plastico, inseriti in spazi troppo piccoli, saranno soggetti a problemi di dissipazione che comprometteranno la loro funzionalità. Siliconi o resine soggetti a sbalzi di temperature e utilizzati in prossimità del prodotto, se non conformi alle specifiche rilasciate dal produttore possono danneggiare gravemente il componente LED. I prodotti non possono essere modificati senza autorizzazione da parte del produttore.