

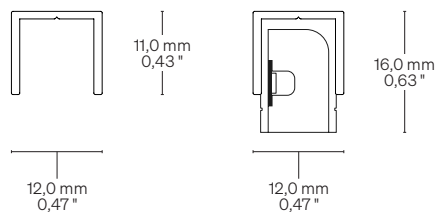
TOOL-M Side Bend FREE CUT

Installation instruction Istruzioni di montaggio

Scale/Scala 1:1

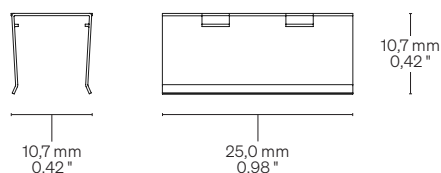
TOUMSB

U metal trim → Use for furniture with straight lines
Profilo metallico U → Utilizzare per arredi con linee dritte



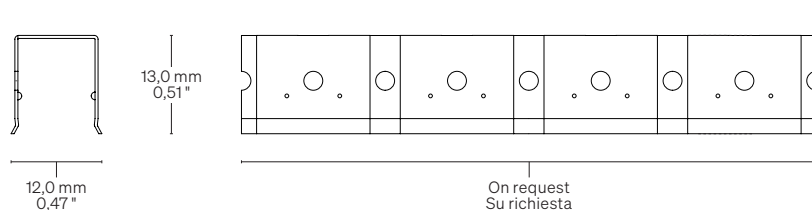
TOCMSB

Steel clips → Use for furniture with curved lines
Clip in acciaio → Utilizzare per arredi con linee curve



TOUMSBF

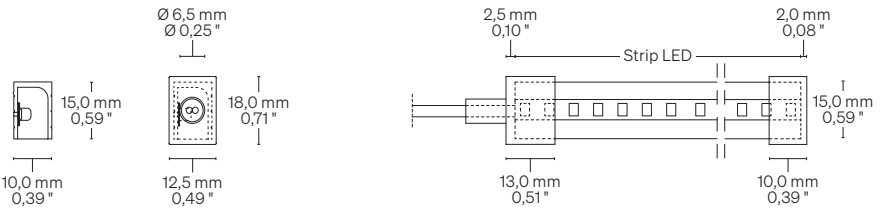
Flexible Steel Profile
Profilo in Acciaio Flessibile



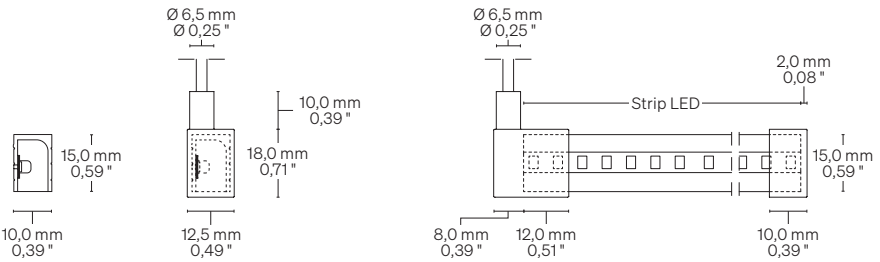
TOOL-M Side Bend • FREE CUT

Dimensions Dimensioni Scale/Scala 1:2

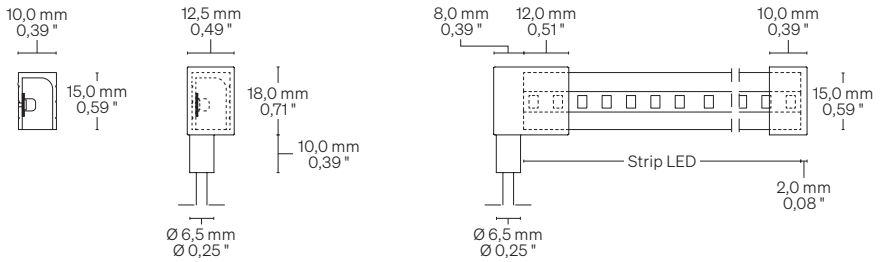
A → Front
A → Frontale



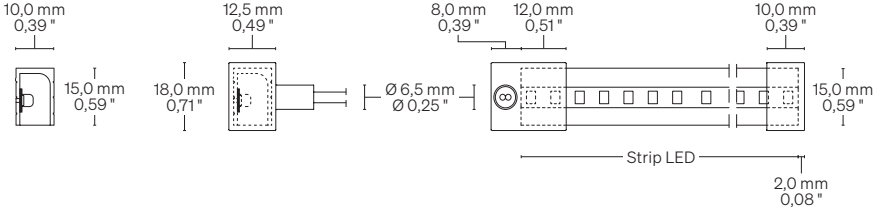
T → Top
T → Superiore



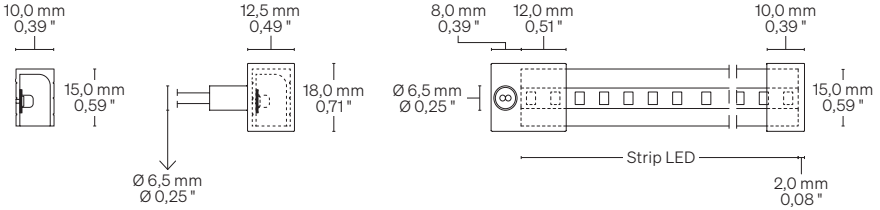
B → Bottom
B → Inferiore



F → Side Front
F → Lato Frontale

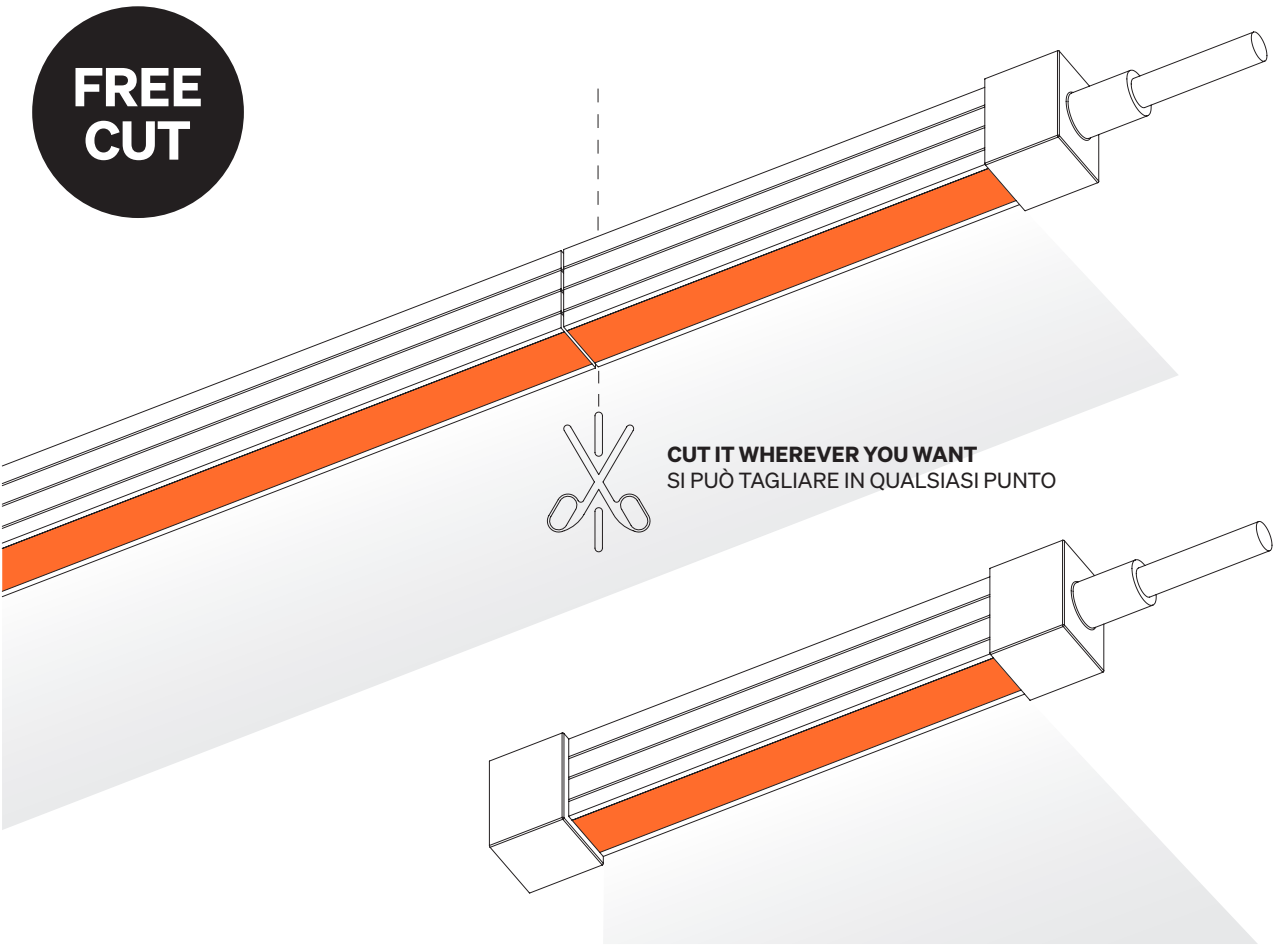


L → Side LED
L → Lato LED

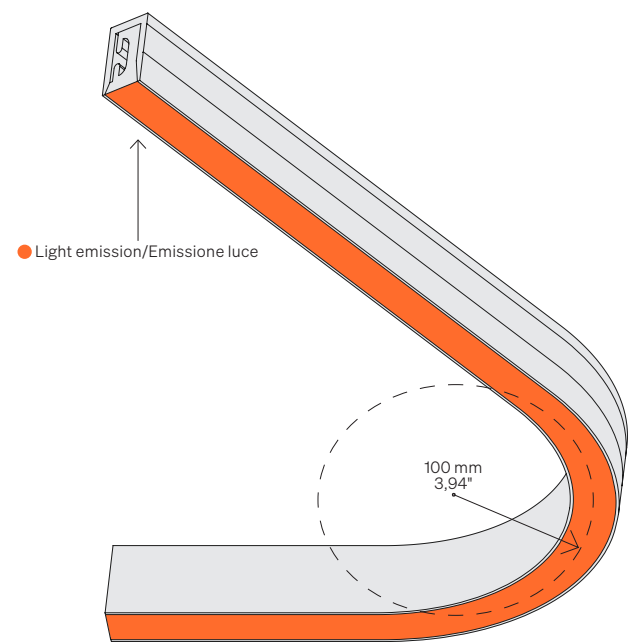


TOOL-M Side Bend • FREE CUT

Free cutting Taglio libero

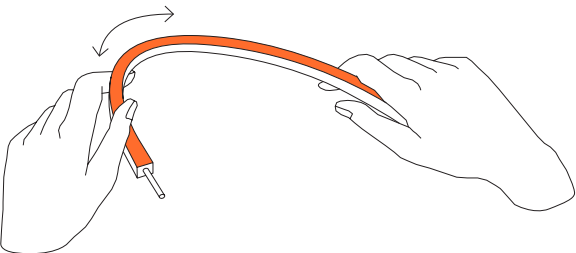


Curvature radius Raggio di curvatura

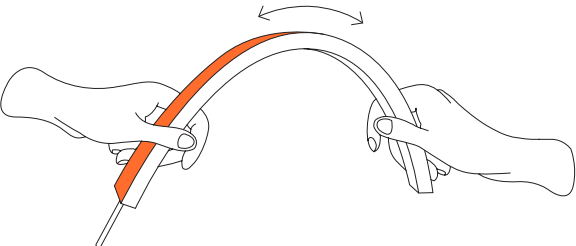


Direction of bending Senso di curvatura

OK Orange zone → Light emission
Zona arancio → Emissione luce



NO Orange zone → Light emission
Zona arancio → Emissione luce



TOOL-M Side Bend • FREE CUT

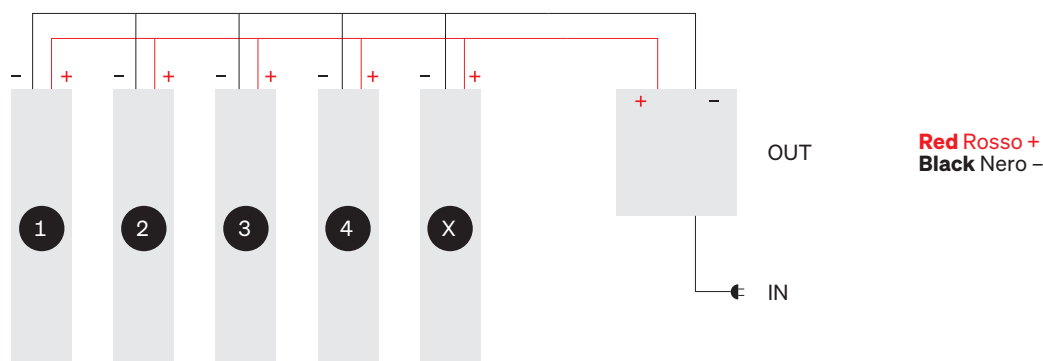
Connection diagram Cablaggio

- Each item must be connected in parallel to power supply output.
- Use only with Class 2 power unit 24 VDC.

WARNING: Under the same class 2 power supplier do not connect an amount of watt exceeding 96 watt the supplied connector must be not mounted inside the cabinet.

- Ogni elemento deve essere connesso in parallelo all'uscita dell'alimentatore.
- Utilizzare solo con l'unità di alimentazione di Classe 2 24 VDC.

ATTENZIONE: Con lo stesso alimentatore di classe 2 non collegare una quantità di watt superiore a 96 watt il connettore in dotazione non deve essere montato all'interno dell'armadio.



CAUTION: To reduce the risk of fire do not install closer than 12 inches to cabinet wall.

WARNING: The mounting means provided with this luminaire has not been evaluated for reliability. If installed where failure of the mounting means could cause injury to persons or damage to property below, supplemental means of securement should be considered.

ATTENZIONE: Per ridurre il rischio di incendio, non installare l'apparecchio a meno di 30 cm dalla parete del mobile.

ATTENZIONE : L'affidabilità dei sistemi di fissaggio forniti con questo apparecchio non è stata valutata. In caso di installazione in cui il malfunzionamento dei sistemi di montaggio potrebbe causare lesioni alle persone o danni alle cose sottostanti, è necessario prendere in considerazione sistemi di fissaggio supplementari.